



**70 YEARS OF THE SCIENTIFIC  
SOCIETY OF ANATOMISTS,  
HISTOLOGISTS,  
EMBRYOLOGISTS  
AND TOPOGRAPHIC  
ANATOMISTS OF UKRAINE**

*We sincerely congratulate the members  
of the All-Ukrainian public organization "Society of Anatomists,  
Histologists, Embryologists and Topographic Anatomists  
of Ukraine" on their anniversary!*

**Yu. B. Chaikovskiy, V. B. Raskalciy, T. Ya. Raskalciy, O. L. Appelkans<sup>1</sup>,  
V. I. Pivtorak<sup>2</sup>, V. I. Shepitko<sup>3</sup>**

**Bogomolets National Medical University, Kyiv, <sup>1</sup>Odessa National Medical University, Odessa**

**<sup>2</sup>National Pirogov Memorial Medical University, Vinnytsya,**

**<sup>3</sup>Poltava State Medical University, Poltava**

**HISTORY OF THE CREATION OF THE SCIENTIFIC SOCIETY OF ANATOMISTS,  
HISTOLOGISTS, EMBRYOLOGISTS AND TOPOGRAPHIC ANATOMISTS OF UKRAINE**

e-mail: t.raskaley@gmail.com

The Scientific Society of Anatomists, Histologists, Embryologists and Topographic Anatomists (SS AHET) of Ukraine is an independent scientific organization of morphologists of Ukraine. Its historical development dates back to 1953. It was then that famous Ukrainian scientists initiated the separation from the All-Union Scientific Society of Anatomists, Histologists and Embryologists (AUSS AGE). Many steps were taken on the way to the formation of SS AHET of Ukraine. Many scientific and organizational achievements replenished the coffers of the society, the main goals of which are and will be the popularization of science in Ukraine and the development of international relations with European scientists. With this work, we begin a cycle of articles on the main historical moments of the formation of SS AHET, focusing on well-known Ukrainian scientists who made significant efforts to develop morphology in Ukraine and the world.

**Key words:** morphology, SS AHET, anatomy, histology, embryology, topographic anatomy.

**Ю.Б. Чайковський, В.Б. Раскалєй, Т.Я. Раскалєй, О.Л. Апелъханс,  
В.І. Півторак, В.І. Шепітько**

**ІСТОРИЯ СТВОРЕННЯ НАУКОВОГО ТОВАРИСТВА АНАТОМІВ, ГІСТОЛОГІВ,  
ЕМБРІОЛОГІВ ТА ТОПОГРАФОАНАТОМІВ УКРАЇНИ**

Наукове товариство анатомів, гістологів, ембріологів та топографоанатомів (НТ АГЕТ) України, як самостійна наукова організація морфологів України в своєму історично розвитку сягає 1953 року. Саме тоді відомі українські науковці ініціювали відокремлення від Всесоюзного наукового товариства анатомів, гістологів і ембріологів (ВНТ АГЕ). Багато кроків було зроблено на шляху формування НТ АГЕТ України, багато наукових і організаційних досягнень поповнили скарбничку товариства, основними цілями якого є і будуть популяризація науки в Україні і розвиток міжнародних зв'язків із європейськими науковцями. Даною роботою ми розпочинаємо цикл статей про основні історичні моменти формування НТ АГЕТ, акцентуючи увагу на відомих українських науковцях, що доклали значних зусиль до розвитку морфології в Україні і світі.

**Ключові слова:** морфологія, НТ АГЕТ, анатомія, гістологія, ембріологія, топографічна анатомія.

The Scientific Society of Anatomists, Histologists, Embryologists and Topographic Anatomists (SS AHET) of Ukraine is an association of Ukrainian scientists who conduct research in the field of morphology, study processes and their consequences and implement research results in medicine. SS AHET is one of Ukraine's most numerous scientific societies, and its activities are known abroad. It has a deep history and a vast volume of scientific achievements of its members.

The purpose of the study was to highlight the historical truth in the long and difficult process of forming such a powerful division of science as the scientific society of morphologists, taking into account the accompanying political, economic and historical changes in Ukraine, which could not but affect science.

Until 1953, there was an all-Union society of the AHE USSR. Initially, it was headed by the Academician of the Academy of Medical Sciences of the USSR, D.O. Zhdanov, and then V.V. Kupriyanov, an academician of the Academy of Medical Sciences of the USSR. All morphologists of the republics of the Soviet Union were members of this society.

In 1953, morphologists of the Ukrainian SSR decided to create regional branches of anatomists, histologists and embryologists in Ukraine. For reasons unknown to us, the report on the results of the 10-year work of the Kyiv branch, which was published in the journal "AHE Archive", was made by professor M.S. Spirov. We present the main data of this report in this paper [1].

The Kyiv regional branch of the All-Union Scientific Society of Anatomists, Histologists and Embryologists (AUSS AHE) was established in October 1953.

Initially, it consisted of 46 members. In 1964, the number of members of the society increased to 84 people. At the first organizational meeting of the Kyiv branch of AUSS AHE, its board was elected, consisting of the academician of ASUSSR V.G. Kasyanenko, who at that time headed the Department of Evolutionary Morphology of the Institute of Zoology of the Ukrainian SSR; scientific secretary – professor S.D. Shakhov, treasurer – Associate Professor G. A. Himmelreich, members of the board – professor M.S. Spirov, Professor P.O. Kovalskyi, Professor S.T. Novytskyi, associate professor K.I. Kulchytskyi, associate professor I.Y. Chaikovska and senior researcher S.F. Manziy.

During 1953–1963, 87 general meetings were held, at which 150 scientific reports were heard. A significant part of the meetings was held jointly with clinicians and pathologists.

The members of the Kyiv branch did a lot of work on the preparation, organization and holding of the 6th All-Union Congress of AHE. The organizing committee of the congress included: Academician V.G. Kasyanenko, corresponding member of the Academy of Sciences of the USSR, professor M.I. Zazybin, professor M.S. Spirov, Professor K.I. Kulchitsky, associate professors: K.S. Kabak, O.I. Davydova, O.I. Sviridov, senior researchers S.F. Manziy and P.M. Mazhuga.

During the years 1953–1963, members of the Kyiv branch presented 637 reports and messages at meetings of congresses and conferences in the USSR and abroad.

The department members worked at the Academy of Sciences of the Ukrainian SSR (Institute of Pharmacology, Institute of Zoology, Institute of Ethnography), Medical Institute, Agricultural Academy, Belotserkivskiy Agricultural Institute, Institute of Physical Culture, Institute of Otolaryngology.



Fig. 1. V.G. Kasyanenko – doctor of biological sciences, professor, academician of the Academy of Sciences of the Ukrainian SSR, member of the presidium of the Academy of Sciences of the Ukrainian SSR, director of the Institute of Zoology, chairman of the board of the Ukrainian Scientific Society of Anatomists, Histologists and Embryologists, deputy chairman of the board of the All-Union Scientific Society of AHE (left side). K.I. Kulchytsky – doctor of medical sciences, professor, Honored Scientist of the Ukrainian SSR, laureate of the USSR State Prize, chairman of the Ukrainian Republican Society of Anatomists, Histologists and Embryologists, president of the Scientific Society of Anatomists, Histologists, Embryologists and Topographic Anatomists of Ukraine (right side). The photos are taken from the journal "Archive of Anatomy, Histology and Embryology" (Volume LXXXI No. 7, 1981 Leningrad p. 120) and "Archive of Anatomy, Histology and Embryology" (Volume LXXXIII No. 12, 1982 Leningrad p. 12).



During the reporting 10 years, the research of the department members was carried out mainly in the historical (evolutionary, age-related morphology) and experimental directions.

In December 1963, a joint meeting of the Academic Council of the Ministry of Health of the Ukrainian SSR, the Kyiv Medical Institute and the branch of the AHE were held dedicated to the 60th anniversary of the birth of the corresponding member of the Academy of Medical Sciences of the USSR, Professor Mykola Ivanovich Zazybin. In 1964, a joint meeting with the Society of neurologists, psychiatrists and medical historians dedicated to V.O. Bets was held.

By 1964, among Ukrainian morphologists, the idea of uniting the regional branches of anatomists, histologists, and embryologists into a single Republican Society had matured. That is why, in the same year, at the republican conference in Lviv, a decision was made to create the Scientific Society of the AHE of the Ukrainian SSR. Academician of the Academy of Sciences of the Ukrainian SSR V.G. Kasyanenko was elected the Society's Chairman (Fig. 1).

In 1972, due to the illness of Academician V.G. Kasyanenko, at the plenum of the Ukrainian Republican Society of AHE, professor K.I. Kulchytsky, head of the Department of Operative Surgery and Topographic Anatomy of the Kyiv Medical Institute, was elected as the society's chairman. At that time, there were 14 regional associations of AHE in Ukraine: Kyiv, Kharkiv, Odesa, Dnipropetrovsk, Donetsk, Lviv, Crimea, Vinnytsia, Voroshilovgrad, Ivano-Frankivsk, Ternopil, Poltava, Chernivtsi, Zaporizhia. Taking into account this fact, as well as the fact that the number of members of these societies (760) was the largest in the USSR after the morphologists of the Russian Federation and included 85 doctors of science and 372 candidates of science who worked in medical, veterinary, agricultural, pedagogical institutes, universities and Research Institute of the Ukrainian SSR, it was decided to hold the First Ukrainian Congress of Anatomists, Histologists, Embryologists and Topographic Anatomists in 1980.

This congress was held in Vinnytsia and was timed to celebrate the 170th anniversary of the birth of the outstanding surgeon and anatomist M.I. Pirogov, who lived and worked in Vinnytsia for many years (Fig. 2).

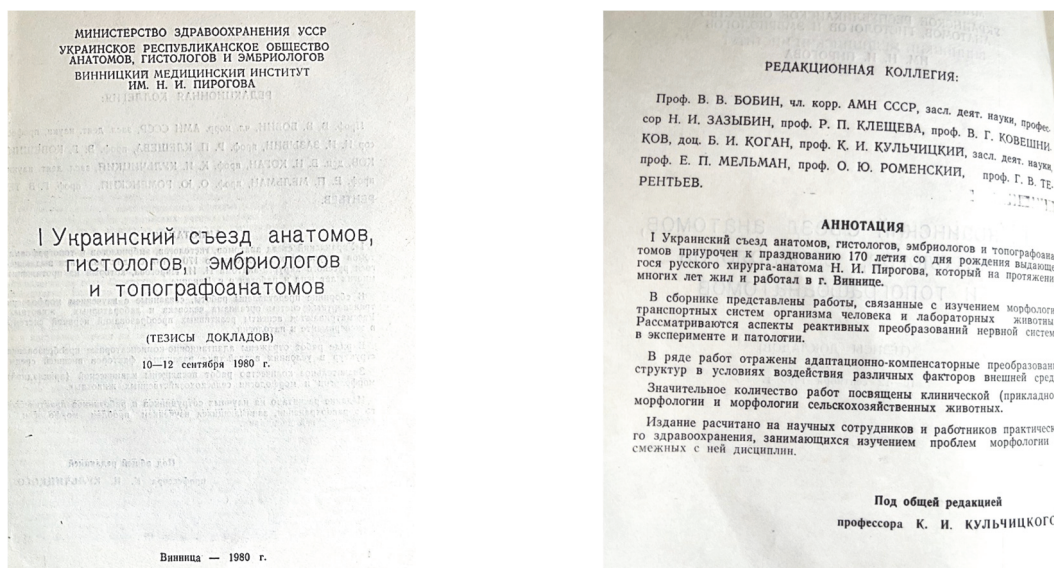


Fig. 2. Materials of the 1st Ukrainian Congress of Anatomists, Histologists, Embryologists and Topographic Anatomists, which was held in Vinnytsia on September 10-12, 1980, based on the National Pirogov Memorial Medical University were provided for the article by the head of the Department of Topographic Anatomy and Operative Surgery of the National Pirogov Memorial Medical University, Vinnytsya, vice-president of SS AHET of Ukraine since 2015, Doctor of Medical Sciences, Professor Volodymyr Izyaslavovych Pivtorak.

At this Congress, it was decided to slightly expand the name of the society, adding topographical analysts, who in fact had long been part of it. Thus, since 1980, the Scientific Society of Ukrainian Morphologists has been called the Society of Anatomists, Histologists, Embryologists and Topographic Anatomists. Professor K. I. Kulchitsky was elected chairman of the AHET Republican Society.

The II congress of anatomists, histologists, embryologists and topographic anatomists of the Ukrainian SSR took place in Poltava on September 11-13, 1985 (Fig. 3). At that time, the society had 823 members, who were part of 16 regional branches. Among them were 90 doctors of medical and biological sciences, 427 candidates of sciences. The report on the society's work was made by its chairman, Professor K.I. Kulchytskyi. He analyzed in detail the activities of all regional societies. Also, he paid attention to the joint work of morphologists with non-specialist research institutes, in particular, such as the Institute of Cybernetics named after V. M. Hlushkov, Institute of Materials Science, Institute of Cryobiology.

The history of the creation of the scientific society of anatomists, histologists, embryologists and topographic anatomists of Ukraine embodies historical moments aimed at developing the Ukrainian

morphological school as an independent national scientific organization, united in a powerful scientific society by well-known talented morphologists.

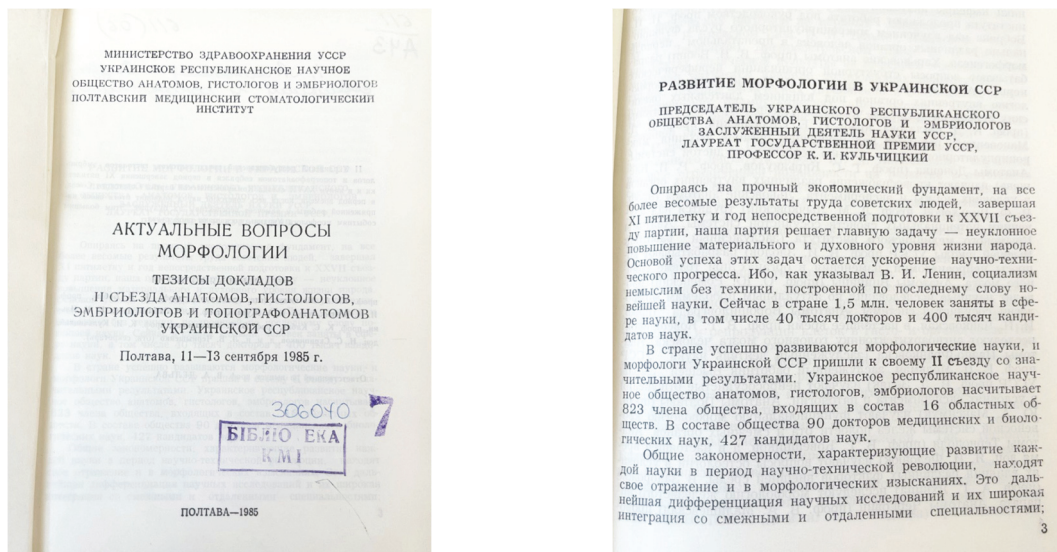


Fig. 3. The materials of the 2nd Ukrainian Congress of Anatomists, Histologists, Embryologists and Topographic Anatomists, which was held in Poltava on September 11-13, 1985 at the Poltava Medical and Stomatological Institute, were provided for the article by the library of the O.O. Bogomolets NMU.

The 3rd and last congress of anatomists, histologists, embryologists and topographic anatomists of the Ukrainian SSR took place in Chernivtsi (Fig. 4). Professor K. I. Kulchitskiy was again elected as the Chairman of the Society at this congress.

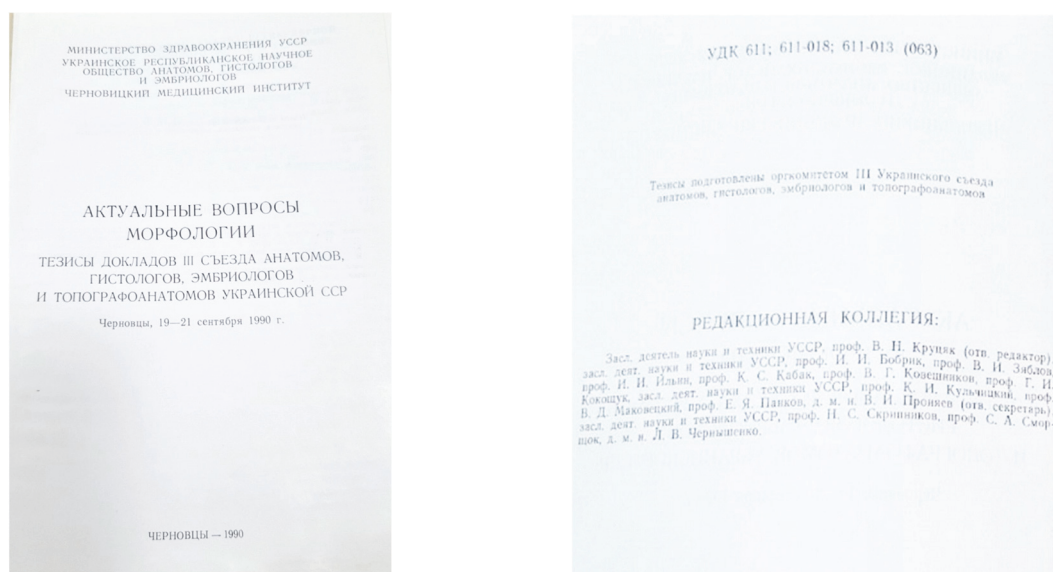


Fig. 4. The materials of the 3rd Ukrainian Congress of Anatomists, Histologists, Embryologists and Topographic Anatomists, which was held in Chernivtsi on September 19-21, 1990, based on the Chernivtsi Medical Institute, were provided for the article by the Associate Professor of the Department of Anatomy, Clinical Anatomy and Operative Surgery of Bukovinian State Medical University, Doctor of Medical Sciences, associate professor Dmytro Volodymyrovych Pronyaev.

## References

1. Spirov MS. Desyat let raboti kievskogo oblastnogo otdeleniya VNOAGE (1953-1963 gg.). Arkhiv anatomii, gistologii i embriologii. Leningrad. 1965;49(8):115-117.
2. Pravlenie VNOAGE, redkollegiya zhurnala «Arkhiv anatomii, gistologii i embriologii», pravlenie UNOAGE. Nekrolog. Pamyati Vladimira Grigorevicha Kasyanenko. Arkhiv anatomii, gistologii i embriologii. Leningrad. 1981;81(7):120.
3. Kulchitskii KI, Bobin VV. Razvitie anatomicheskoi nauki v Ukrainskoi SSR : tezi dokladov I Ukrainskogo sezda anatomov, gistologov, embriologov i topografoanatomov, g. Vinnitsa, 10-12 sentyabrya 1980 g. Vinnitsa. 1980:3-6.
4. Kulchitskii KI, Romenskii OYu, Terentev GV. I sezda anatomov, gistologov i topografoanatomov USSR. Arkhiv anatomii, gistologii i embriologii. Leningrad. 1981;81(7):111-116.
5. Kulchitskii KI. Razvitie morfologii v Ukrainskoi SSR. Aktualnie voprosi morfologii: tezi dokladov II sezda anatomov, gistologov i topografoanatomov Ukrainskoi SSR, g. Poltava, 11-13 sentyabrya 1985 g. Poltava. 1985:3-7.

Стаття надійшла 18.12.2021 р.