




ELSEVIER

www.elsevier.com/locate/euroneuro


Results of the COVID-19 mental health international for the general population (COMET-G) study

Konstantinos N Fountoulakis^a, Grigorios Karakatsoulis^{a,*},
 Seri Abraham^{b,c,d}, Kristina Adorjan^e, Helal Uddin Ahmed^f,
 Renato D. Alarcón^{g,h}, Kiyomi Araiⁱ, Sani Salihu Auwal^{j,k},
 Michael Berk^{l,m}, Sarah Bjedovⁿ, Julio Bobes^{o,p},
 Teresa Bobes-Bascaran^{q,r}, Julie Bourgin-Duchesnay^s,
 Cristina Ana Bredicean^t, Laurynas Bukelskis^u,
 Akaki Burkadze^{v,w}, Indira Indiana Cabrera Abud^x,
 Ruby Castilla-Puentes^y, Marcelo Cetkovich^{z,aa},
 Hector Colon-Rivera^{ab}, Ricardo Corral^{ac,ad},
 Carla Cortez-Vergara^{ae}, Piirika Crepin^{af}, Domenico De
 Berardis^{ag,ah,ai}, Sergio Zamora Delgado^{aj}, David De Lucena^{ak},
 Avinash De Sousa^{al,am}, Ramona Di Stefano^{ao}, Seetal Dodd^{l,m,ao},
 Livia Priyanka Elek^{aq}, Anna Elissa^{ar}, Berta Erdelyi-Hamza^{as},
 Gamze Erzin^{at,au}, Martin J. Etchevers^{av}, Peter Falkai^e,
 Adriana Farcas^{aw}, Ilya Fedotov^{aw}, Viktoriia Filatova^{aw},
 Nikolaos K. Fountoulakis^{ax}, Iryna Frankova^{ay},
 Francesco Franza^{az,ba}, Pedro Frias^{bb}, Tatiana Galako^{bc},
 Cristian J. Garay^{at}, Leticia Garcia-Álvarez^r,
 Maria Paz García-Portilla^{o,bd}, Xenia Gonda^{ap},
 Tomasz M. Gondek^{be}, Daniela Morera González^{bf},
 Hilary Gould^{bg}, Paolo Grandinetti^{ag}, Arturo Grau^{aj,bj},
 Violeta Groudeva^{bk}, Michal Hagin^{bl}, Takayuki Harada^{bm},
 M. Tasdik Hasan^{bl,bm}, Nurul Azreen Hashim^{bp}, Jan Hilbig^v,
 Sahadat Hossain^{bo}, Rossitza Iakimova^{br}, Mona Ibrahim^{bq},
 Felicia Iftene^{bt}, Yulia Ignatenko^{bu}, Matias Irarrazaval^{bv},
 Zaliha Ismail^{bw}, Jamila Ismayilova^{bx}, Asaf Jacobs^{bw,bx},

Miro Jakovljević^{ca}, Nenad Jakšićⁿ, Afzal Javed^{cb,cc,cd},
Helin Yilmaz Kafali^{ce}, Sagar Karia^{al}, Olga Kazakova^{cf},
Doaa Khalifa^{bq}, Olena Khaustova^{ay}, Steve Koh^{bg},
Svetlana Kopishinskaia^{cf,cg}, Korneliia Kosenko^{ch},
Sotirios A. Koupidis^{ci}, Illes Kovacs^{ap}, Barbara Kulig^{ap},
Alisha Lalljee^{am}, Justine Liewig^s, Abdul Majid^{cj},
Evgeniia Malashonkova^s, Khamelia Malik^{aq},
Najma Iqbal Malik^{ck}, Gulay Mammadzada^{cl}, Bilvesh Mandalia^{am},
Donatella Marazziti^{cm,cn,co}, Darko Marčinko^{n,by},
Stephanie Martinez^{ag}, Eimantas Matiekus^u, Gabriela Mejia^{ag},
Roha Saeed Memon^{co}, Xarah Elenne Meza Martínez^{cp},
Dalia Mickevičiūtė^{cq}, Roumen Milev^{ar}, Muftau Mohammed^{cr},
Alejandro Molina-López^{cs}, Petr Morozov^{ct},
Nuru Suleiman Muhammad^{cu}, Filip Mustačⁿ, Mika S. Naor^{cv},
Amira Nassieb^{bq}, Alvydas Navickas^u, Tarek Okasha^{bq},
Milena Pandova^{bp}, Anca-Livia Panfil^{cw}, Liliya Panteleeva^{cx},
Ion Papava^t, Mikaella E. Patsali^{cx,cy}, Alexey Pavlichenko^{bs},
Bojana Pejuskovic^{da,db}, Mariana Pinto Da Costa^{dc,dd,de},
Mikhail Popkov^{df}, Dina Popovic^{dg},
Nor Jannah Nasution Raduan^{bn}, Francisca Vargas Ramírez^{aj,bh},
Elmars Rancans^{dh,di}, Salmi Razali^{an}, Federico Rebok^{dj,dk},
Anna Rewekant^{dl}, Elena Ninoska Reyes Flores^{dm},
María Teresa Rivera-Encinas^{dn}, Pilar Saiz^{o,q},
Manuel Sánchez de Carmona^{do}, David Saucedo Martínez^{dp},
Jo Anne Saw^{bn}, Görkem Saygili^{dq}, Patricia Schneidereit^{dr},
Bhumika Shah^{ds}, Tomohiro Shirasaka^{dt}, Ketevan Silagadze^v,
Satti Sitanggang^{du}, Oleg Skugarevsky^{dv}, Anna Spikina^{dw},
Sridevi Sira Mahalingappa^{dx}, Maria Stoyanova^{bq},
Anna Szczegielniak^{dy}, Simona Claudia Tamasan^{cw},
Giuseppe Tavormina^{ba,dz,ea},
Maurilio Giuseppe Maria Tavormina^{ba}, Pavlos N. Theodorakis^{eb},
Mauricio Tohen^{ec}, Eva Maria Tsapakis^{ed,ee}, Dina Tukhvatullina^{ef},
Irfan Ullah^{eg}, Ratnaraj Vaidya^{eh}, Johann M. Vega-Dienstmaier^{ei},
Jelena Vrublevska^{dh,di,ej}, Olivera Vukovic^{dj,ek}, Olga Vysotska^{el},
Natalia Widiasih^{ap}, Anna Yashikhina^{ce,ek},
Panagiotis E. Prezerakos^{en}, Daria Smirnova^{ce,em}

* Corresponding author.

E-mail addresses: Kostasfountoulakis@gmail.com (K.N. Fountoulakis), gregkarakatsoulis@gmail.com (G. Karakatsoulis), seri.abraham@nhs.net (S. Abraham), Kristina.Adorjan@med.uni-muenchen.de (K. Adorjan), soton73@gmail.com (H.U. Ahmed), renato.alarcon@upch.pe, Alarcon.Renato@mayo.edu (R.D. Alarcón), k_arai@shinshu-u.ac.jp (K. Arai), auwal01@yahoo.com (S.S. Auwal), michael.berk@deakin.edu.au (M. Berk), sarahbjedov@gmail.com (S. Bjedov), bobes@uniovi.es (J. Bobes), bobesmaria@uniovi.es (T. Bobes-Bascaran), julie.bourgin@gmail.com (J. Bourgin-Duchesnay), brediceancristina@gmail.com (C.A. Bredicean), bukelskis@gmail.com (L.

^a 3rd Department of Psychiatry, School of Medicine, Aristotle University of Thessaloniki Greece, Thessaloniki, Greece

^b Pennine Care NHS Foundation Trust, United Kingdom

^c Manchester Metropolitan University, Manchester, United Kingdom

^d Core Psychiatry training, Health Education England North West, United Kingdom

^e Department of Psychiatry, Ludwig-Maximilians-University, Munich, Germany

^f Child Adolescent and Family Psychiatry, National Institute of Mental Health, Dhaka, Bangladesh

^g Section of Psychiatry and Mental Health, Universidad Peruana Cayetano Heredia, Facultad de Medicina Alberto Hurtado, Lima, Peru

^h Department of Psychiatry and Psychology, Mayo Clinic School of Medicine, Rochester, MN, USA

ⁱ School of Medicine and Health Science, Institute of Health Science Shinshu University, Matsumoto, Japan

^j Department of Psychiatry, Bayero University, Kano, Nigeria

^k Aminu Kano Teaching Hospital, Kano, Nigeria

^l IMPACT - the Institute for Mental and Physical Health and Clinical Translation, Deakin University, School of Medicine, Barwon Health, Geelong, Australia

Bukelskis), dr.burkadze@gmail.com (A. Burkadze), indira_ica@hotmail.com (I.I.C. Abud), rcastil4@its.jnj.com (R. Castilla-Puentes), mcetkovich@ineco.org.ar (M. Cetkovich), hectorcolonriveramd@gmail.com (H. Colon-Rivera), rcorral33@gmail.com (R. Corral), carla.cortez.v@upch.pe (C. Cortez-Vergara), piirika.crepin@gmail.com (P. Crepin), domenico.deberardis@aslteramo.it (D. De Berardis), szamora@calvomackenna.cl (S. Zamora Delgado), alienista@ufc.br, dvdulucena@gmail.com (D. De Lucena), avinashdes888@gmail.com (A. De Sousa), ramonadist@gmail.com (R.D. Stefano), seetaldodd@gmail.com (S. Dodd), elek.livia.priyanka@gmail.com (L.P. Elek), annaelissa.md@gmail.com (A. Elissa), hamzaberta@gmail.com (B. Erdelyi-Hamza), gamze.erzin@gmail.com (G. Erzin), martinjetchevers@gmail.com (M.J. Etchevers), Peter.Falkai@med.uni-muenchen.de (P. Falkai), 6amf@queensu.ca (A. Farcas), ilyafdtv11@gmail.com (I. Fedotov), filatovaviktoria@mail.ru (V. Filatova), nikolasfountoulakis@gmail.com (N.K. Fountoulakis), iryna.frankova@gmail.com (I. Frankova), franza.francesco@virgilio.it (F. Franza), friaspn@gmail.com (P. Frias), tatiana-galako@yandex.ru (T. Galako), cristiangularay@psi.uba.ar (C.J. Garay), lettti@gmail.com (L. Garcia-Álvarez), albert@uniovi.es (M.P. García-Portilla), kendermagos@yahoo.com (X. Gonda), tomaszmgondek@gmail.com (T.M. Gondek), danielamorera@gmail.com (D.M. González), hould@health.ucsd.edu (H. Gould), grandinetti.paolo@gmail.com (P. Grandinetti), doctorgrau@yahoo.com (A. Grau), violetagroudeva@gmail.com (V. Groudeva), michal.hagin@gmail.com (M. Hagin), tkharada77@gmail.com (T. Harada), tasdikhdip@yahoo.com (M.T. Hasan), azreen@uitm.edu.my (N.A. Hashim), hilbig.jan@gmail.com (J. Hilbig), sahadat.hossain@juniv.edu (S. Hossain), rosica.iakimova@abv.bg (R. Iakimova), monaawaad99@gmail.com (M. Ibrahim), iftenef@providencecare.ca (F. Iftene), hvala_korolevna@rambler.ru (Y. Ignatenko), matias.irrazaval@minsal.cl (M. Irrazaval), zaliha78@uitm.edu.my (Z. Ismail), ismayilova.d@gmail.com (J. Ismayilova), Asaf.Jacobs@gmail.com (A. Jacobs), jakovljevic.miro@yahoo.com (M. Jakovljević), nenad_jaksic@yahoo.com (N. Jakšić), afzalj@gmail.com (A. Javed), helinyilmaz136@gmail.com (H.Y. Kafali), kariabhai117@gmail.com (S. Karia), olga.kazakova.md@gmail.com (O. Kazakova), doaakhalifa72@gmail.com (D. Khalifa), 7974247@gmail.com (O. Khaustova), shkoh@ucsd.edu (S. Koh), kopishinskaya@gmail.com (S. Kopishinskaia), sun2003@ukr.net (K. Kosenko), sotiriokoupidis@yahoo.gr (S.A. Koupidis), kovilles@gmail.com (I. Kovacs), kulig.barbara@hotmail.com (B. Kulig), j.liewig@gmail.com (J. Liewig), maajid72@gmail.com (A. Majid), e.malashonkova@gh-nord-essonne.fr (E. Malashonkova), khameliapsi@gmail.com (K. Malik), Najma.iqbal@uos.edu.pk, najmamalik@gmail.com (N.I. Malik), gulay.mammadzada@gmail.com (G. Mammadzada), bilveshmandalia@gmail.com (B. Mandalia), dmarazzi@psico.med.unipi.it (D. Marazziti), predstojnik.psi@kbc-zagreb.hr (D. Marčinko), stm032@health.ucsd.edu (S. Martinez), eimantasmatiekus@yahoo.com (E. Matiekus), ggmejia@health.ucsd.edu (G. Mejia), memon.roha@gmail.com (R.S. Memon), xarahmeza22@gmail.com (X.E.M. Martínez), dalia.mickeviciute@gmail.com (D. Mickevičiūtė), roumen.milev@queensu.ca (R. Milev), miftahmuhammad101@gmail.com (M. Mohammed), doctor.alex.psiqiatra@gmail.com (A. Molina-López), prof.morozov@gmail.com (P. Morozov), nurusulemuhammad@gmail.com (N.S. Muhammad), filip.mustac@gmail.com (F. Mustač), Mikanaor@mail.tau.ac.il (M.S. Naor), amiraelbatrawy@gmail.com (A. Nassieb), alvydas.navickas@mf.vu.lt (A. Navickas), tarek.okasha@gmail.com (T. Okasha), milena.pandova@gmail.com (M. Pandova), anca.livia.panfil@gmail.com (A.-L. Panfil), p.lilya12@gmail.com (L. Panteleeva), papava.ion@umft.ro (I. Papava), mikaellapatsali@gmail.com (M.E. Patsali), apavlichenko76@gmail.com (A. Pavlichenko), bpejuskovic@hotmail.com (B. Pejuskovic), mariana.pintodacosta@gmail.com (M. Pinto Da Costa), mihailpopkovanat@gmail.com (M. Popkov), popovic.dina@gmail.com (D. Popovic), norjannah@uitm.edu.my (N.J.N. Raduan), fvargas.ra@gmail.com (F.V. Ramírez), erancans@latnet.lv (E. Rancans), drsalmi@uitm.edu.my (S. Razali), federicorebok@gmail.com (F. Rebok), reweana@gmail.com (A. Rewekant), elena.reyes@unah.edu.hn (E.N.R. Flores), mriverae@usmp.pe (M.T. Rivera-Encinas), frank@uniovi.es (P. Saiz), msanchezdecarmona@mac.com (M.S. de Carmona), davidsauceredomartinez1@gmail.com (D.S. Martínez), annejosaw@uitm.edu.my (J.A. Saw), gsaygili@gmail.com (G. Saygili), p.schneiderei@klinikum-weissenhof.de (P. Schneiderei), bhumikarshah47@gmail.com (B. Shah), shirasaka.t@gmail.com (T. Shirasaka), ketevani26@gmail.com (K. Silagadze), sattiradja_96@yahoo.co.id (S. Sitanggang), skugarevsky@gmail.com (O. Skugarevsky), a-spikina@yandex.ru (A. Spikina), sridevi.siramahalingappa@nhs.net (S.S. Mahalingappa), mb_milenkova@yahoo.com (M. Stoyanova), anna.szczegielniak@gmail.com (A. Szczegielniak), simona_tamasan@yahoo.com (S.C. Tamasan), dr.tavormina.g@libero.it (G. Tavormina), mtavormina@virgilio.it (M.G.M. Tavormina), theodorakisp@who.int (P.N. Theodorakis), MTohen@salud.unm.edu (M. Tohen), emtsapakis@doctors.org.uk (E.M. Tsapakis), d.tukhvatullina@smd20.qmul.ac.uk (D. Tukhvatullina), Irfanullahecp2@gmail.com (I. Ullah), r.vaidya@newcastle.ac.uk (R. Vaidya), johann.vega.d@upch.pe, johannvega@yahoo.com (J.M. Vega-Dienstmaier), vrublevskaja@inbox.lv (J. Vrublevska), olivukovic@gmail.com (O. Vukovic), uafmed@gmail.com (O. Vysotska), widiasih_1973@yahoo.com (N. Widiasih), akvaraul@mail.ru (A. Yashikhina), prezerpot@gmail.com (P.E. Prezerakos), daria.smirnova.md.phd@gmail.com (D. Smirnova).

^m *Orygen The National Centre of Excellence in Youth Mental Health, Centre for Youth Mental Health, Florey Institute for Neuroscience and Mental Health and the Department of Psychiatry, The University of Melbourne, Melbourne, Australia*

ⁿ *Department of Psychiatry and Psychological Medicine, University Hospital Centre Zagreb, Zagreb, Croatia*

^o *Psychiatry Area, Department of Medicine, University of Oviedo, Oviedo, Spain, ISPA, INEUROPA. CIBERSAM*

^p *Department of Psychiatry, Hospital Universitario Central de Asturias, Oviedo, Spain, ISPA, INEUROPA. CIBERSAM*

^q *Mental Health Center of La Corredoria, Oviedo, Spain, ISPA, INEUROPA. CIBERSAM*

^r *Department of Psychology, University of Oviedo, Oviedo, Spain, ISPA, INEUROPA. CIBERSAM*

^s *Division of Child and Adolescent Psychiatry, Department of Psychiatry, Groupe Hospitalier Nord Essonne, Orsay, France*

^t *Department of Neuroscience, Discipline of Psychiatry, "Victor Babes" University of Medicine and Pharmacy, Timisoara, Romania*

^u *Clinic of Psychiatry, Institute of Clinical Medicine, Medical Faculty, Vilnius University, Vilnius, Lithuania*

^v *Mental Hub, Tbilisi, Georgia*

^w *NGO Healthcare Research and Quality Agency, Tbilisi, Georgia*

^x *Hospital San Juan de Dios Hospital, Guadalajara, Mexico*

^y *Janssen Research and Development, Johnson & Johnson, American Society of Hispanic Psychiatry and WARMI Women Mental Health, Cincinnati, Ohio, USA*

^z *Institute of Translational and Cognitive Neuroscience (INCYT), INECO Foundation, Favaloro University, Buenos Aires, Argentina*

^{aa} *National Scientific and Technical Research Council (CONICET), Buenos Aires, Argentina*

^{ab} *APM Board Certified in General Psychiatry and Neurology, Addiction Psychiatry, & Addiction Medicine, UPMC, DDAP, Philadelphia, USA*

^{ac} *Department of Teaching and Research, Hospital Borda, Buenos Aires, Argentina*

^{ad} *University of Buenos Aires, Buenos Aires, Argentina*

^{ae} *Universidad Peruana Cayetano Heredia, Clínica AngloAmericana, Lima, Perú*

^{af} *Sanitaire and Social Union for Accompaniment and Prevention, Center of Ambulatory Psychiatry of Narbonne and Lezigan, Narbonne, France*

^{ag} *Department of Mental Health, Psychiatric Service of Diagnosis and Treatment, Hospital "G. Mazzini", ASL Teramo, Teramo, Italy*

^{ah} *School of Nursing, University of L'Aquila, Italy*

^{ai} *Department of Neuroscience and Imaging, School of Psychiatry, University of Chieti, Chieti, Italy*

^{aj} *Child and Adolescent Psychiatry Department, Hospital Luis Calvo Mackenna, Santiago, Chile*

^{ak} *Departamento de Fisiología e Farmacología, Universidade Federal do Ceará, Fortaleza, Ceará, Brazil*

^{al} *Department of Psychiatry, Lokmanya Tilak Municipal Medical College, Mumbai, India*

^{am} *Desousa Foundation, Mumbai, India*

^{an} *Department of Biotechnological and Applied Clinical Sciences, Section of Psychiatry, University of L'Aquila, L'Aquila, Italy*

^{ao} *University Hospital Geelong, Barwon Health, Geelong, Victoria, Australia*

^{ap} *Department of Psychiatry and Psychotherapy, Semmelweis University, Budapest, Hungary*

^{aq} *Department of Psychiatry, Faculty of Medicine, Universitas Indonesia, Cipto Mangunkusumo National Referral Hospital, Jakarta, Indonesia*

^{ar} *Psychiatry department, Ankara dışkapı training and research hospital, Ankara, Turkey*

^{as} *Department of Psychiatry and Neuropsychology, School for Mental Health and Neuroscience, Maastricht University Medical Center, Maastricht, The Netherlands*

^{at} *Faculty of Psychology, University of Buenos Aires (UBA), Buenos Aires, Argentina*

^{au} *Centre of Neuroscience, Queen's University, Kingston, Ontario, Canada*

^{av} *Department of Psychiatry and Narcology, Ryazan State Medical University n.a. academician I.P. Pavlov, Ryazan, Russia*

^{aw} *State Budgetary Institution of the Rostov Region "Psychoneurological Dispensary", Rostov-on-Don, Russia*

^{ax} *Faculty of Medicine, Medical University of Sofia, Bulgaria*

^{ay} *Medical Psychology, Psychosomatic Medicine and Psychotherapy Department, Bogomolets National Medical University, Kyiv, Ukraine*

^{az} *"Villa dei Pini" Psychiatric Rehabilitation Center, Avellino, Italy*

^{ba} *Psychiatric Studies Centre, Provaglio d'Iseo, Italy*

^{bb} *Hospital Magalhães Lemos, Porto, Portugal*

^{bc} *Department of Psychiatry, Medical Psychology and Drug Abuse, Kyrgyz State Medical Academy, Bishkek, Kyrgyz Republic*

- ^{bd} *Mental Health Center of La Eria, Oviedo, Spain, ISPA, INEUROPA. CIBERSAM*
- ^{be} *Specialty Training Section, Polish Psychiatric Association, Wroclaw, Poland*
- ^{bf} *Instituto Nacional de Psiquiatria Ramón De la Fuente Muñiz, Mexico City, Mexico*
- ^{bg} *Department of Psychiatry, University of California San Diego, San Diego, USA*
- ^{bh} *Universidad Diego Portales, Santiago, Chile*
- ^{bj} *Forensic Psychiatry Unit, Abarbanel Mental Health Center, Israel*
- ^{bk} *Faculty of Human Sciences, Education Bureau of the Laboratory Schools, University of Tsukuba, Tokyo, Japan*
- ^{bl} *Department of Primary Care & Mental Health, University of Liverpool, Liverpool, United Kingdom*
- ^{bm} *Public Health Foundation, Dhaka, Bangladesh*
- ^{bn} *Department of Psychiatry, Faculty of Medicine, Universiti Teknologi MARA, Sungai Buloh, Selangor, Malaysia*
- ^{bo} *Department of Public Health & Informatics, Jahangirnagar University, Dhaka, Bangladesh*
- ^{bp} *Second Psychiatric Clinic, University Hospital for Active Treatment in Neurology and Psychiatry "Saint Naum", Sofia, Bulgaria*
- ^{bq} *Okasha Institute of Psychiatry, Faculty of Medicine, Ain Shams University, Cairo, Egypt*
- ^{br} *Department of Psychiatry, Queens University, Kingston, Ontario, Canada*
- ^{bs} *Education center, Mental Health Clinic No 1n.a. N.A. Alexeev of Moscow Healthcare Department, Moscow, Russia*
- ^{bt} *Ministry of Health, Millenium Institute for Research in Depression and Personality, Santiago, Chile*
- ^{bu} *Department of Public Health Medicine, Faculty of Medicine, Universiti Teknologi MARA, Sungai Buloh, Selangor, Malaysia*
- ^{bv} *National Mental Health Center of the Ministry of Health of the Republic of Azerbaijan, Baku, Azerbaijan*
- ^{bw} *Department of Psychiatry, Westchester Medical Center Health System, Valhalla, NY, USA*
- ^{bx} *New York Medical College, Valhalla, NY, USA*
- ^{by} *School of Medicine, University of Zagreb, Zagreb, Croatia*
- ^{ca} *Warwick Medical School, University of Warwick, United Kingdom*
- ^{cb} *Pakistan Psychiatric Research Centre, Fountain House, Lahore, Pakistan*
- ^{cc} *Child Psychiatry Department, Ankara city hospital, Ankara, Turkey*
- ^{cd} *Faculty of Medicine, Lund University, Malmö, Sweden*
- ^{ce} *International Centre for Education and Research in Neuropsychiatry (ICERN), Samara State Medical University, Samara, Russia*
- ^{cf} *Kirov State Medical University, Kirov, Russia*
- ^{cg} *Psychiatry, Drug abuse and Psychology Department, Odessa National Medical University, Odessa, Ukraine*
- ^{ch} *Occupational & Environmental Health Sector, Public Health Policy*
- ^{ci} *Occupational and Environmental Health Sector, Department of Public Health Policy, School of Public Health, University of West Attica, Greece*
- ^{cj} *Department of Psychology, University of Sargodha, Sargodha, Pakistan*
- ^{ck} *Department of Psychiatry, Azerbaijan Medical University, Baku, Azerbaijan*
- ^{cl} *Department of Clinical and Experimental Medicine, Section of Psychiatry, University of Pisa, Pisa, Italy*
- ^{cm} *Unicamillus, Saint Camillus International University of Health Sciences, Rome, Italy*
- ^{cn} *Brain Research Foundation onus, Lucca, Italy*
- ^{co} *Dow Medical College, Dow University of Health Sciences, Karachi, Pakistan*
- ^{cp} *Private outpatient clinics "JSC InMedica klinika", Vilnius, Lithuania*
- ^{cq} *Department of Clinical Services, Federal Neuropsychiatric Hospital, Kaduna, Nigeria*
- ^{cr} *General Office for the Psychiatric Services of the Ministry of Health, Mexico City, Mexico*
- ^{cs} *Department of Postgraduate Education, Russian National Research Medical University n.a. N.I. Pirogov, Moscow, Russia*
- ^{ct} *Department of Community Medicine, Ahmadu Bello University Teaching Hospital, Zaria, Nigeria*
- ^{cu} *Sackler School of Medicine New York State American Program, Tel Aviv University, Tel Aviv-Yafo, Israel*
- ^{cv} *Compartment of Liaison Psychiatry, "Pius Brinzeu" County Emergency Clinical Hospital, Timisoara, Romania*
- ^{cw} *Department of Medical Psychology, Psychiatry and Psychotherapy, Kyrgyz-Russian Slavic University, Bishkek, Kyrgyz Republic*
- ^{cx} *School of Social Sciences, Hellenic Open University, Patras, Greece*
- ^{cy} *Department of Internal Medicine, Nicosia General Hospital, Nicosia, Cyprus*
- ^{da} *Faculty of Medicine, University of Belgrade, Belgrade, Serbia*
- ^{db} *Clinical Department for Crisis and Affective Disorders, Institute of Mental Health, Belgrade, Serbia*
- ^{dc} *South London and Maudsley NHS Foundation Trust, London, United Kingdom*

- ^{dd} *Institute of Psychiatry, Psychology & Neuroscience, King's College London, London, United Kingdom*
- ^{de} *Institute of Biomedical Sciences Abel Salazar, University of Porto, Porto, Portugal*
- ^{df} *Department of the Introduction to Internal Medicine and Family Medicine, International Higher School of Medicine, Bishkek, Kyrgyz Republic*
- ^{dg} *Abarbanel Mental Health Center, Bat-Yam, Israel*
- ^{dh} *Department of Psychiatry and Narcology, Riga Stradins University, Riga, Latvia*
- ^{di} *Riga Centre of Psychiatry and Narcology, Riga, Latvia*
- ^{dj} *Servicio de Emergencia, Acute inpatient Unit, Hospital Moyano, Buenos Aires, Argentina*
- ^{dk} *Argentine Institute of Clinical Psychiatry (IAPC), Buenos Aires, Argentina*
- ^{dl} *General Psychiatry Unit I, Greater Poland Neuropsychiatric Center, Kościan, Poland*
- ^{dm} *Department of Psychiatry, National Autonomous University of Honduras, Tegucigalpa, Honduras*
- ^{dn} *Centro de Investigación en Salud Pública, Facultad de Medicina, Universidad de San Martín de Porres, Instituto Nacional de Salud Mental "Honorio Delgado - Hideyo Noguchi", Lima, Perú*
- ^{do} *Faculty of Health Sciences, Anahuac University, Mexico City, Mexico*
- ^{dp} *Department of Psychiatry. Escuela Nacional de Medicina, TEC de Monterrey. Servicio de geriatría. Hospital Universitario "José Eleuterio González" UANL. Monterrey, Nuevo León México*
- ^{dq} *Assistant Professor at Cognitive Science and Artificial Intelligence Department Tilburg University*
- ^{dr} *Klinik für Allgemeine Psychiatrie und Psychotherapie Ost, Psychiatrische Institutsambulanz, Klinikum am Weissenhof, Weissenhof, Germany*
- ^{ds} *DY Patil Medical College, Navi Mumbai, India*
- ^{dt} *Department of Psychiatry, Teine Keijinkai Medical Center, Sapporo, Japan*
- ^{du} *Psychiatric Unit, Pambalah Batung General Hospital, South Kalimantan, Amuntai, Indonesia*
- ^{dv} *Department of Psychiatry and Medical Psychology, Belarusian State Medical University, Minsk, Belarus*
- ^{dw} *Saint Petersburg Psychoneurological Dispensary No2, Saint Petersburg, Russia*
- ^{dx} *Derbyshire Healthcare NHS Foundation Trust, The Liasion Team, Royal Derby Hospital, Derby, Derbyshire, United Kingdom*
- ^{dy} *Department of Psychoprophylaxis, Faculty of Medical Sciences in Zabrze, Medical University of Silesia, Katowice, Poland*
- ^{dz} *European Depression Association and Italian Association on Depression, Brussels, Belgium*
- ^{ea} *Bedfordshire Center for Mental Health Research in association with the University of Cambridge, United Kingdom*
- ^{eb} *Health Policy, WHO Regional Office for Europe*
- ^{ec} *Department of Psychiatry and Behavioral Sciences, School of Medicine, University of New Mexico, Albuquerque, New Mexico, USA*
- ^{ed} *"Agios Charalambos" Mental Health Clinic, Heraklion, Crete, Greece*
- ^{ee} *1st Department of Academic Psychiatry, School of Medicine, Aristotle University of Thessaloniki, Greece*
- ^{ef} *Centre for Global Public Health, Institute of Population Health Sciences, Queen Mary University of London, London, United Kingdom*
- ^{eg} *Kabir Medical College, Gandhara University, Peshawar, Pakistan*
- ^{eh} *Faculty of Medical Sciences, Newcastle University, Newcastle upon Tyne, United Kingdom*
- ^{ei} *Facultad de Medicina Alberto Hurtado, Universidad Peruana Cayetano Heredia, Lima, Perú*
- ^{ej} *Institute of Public Health, Riga Stradins University, Riga, Latvia*
- ^{ek} *Department for Research and Education, Institute of Mental Health, Belgrade, Serbia*
- ^{el} *Educational and Research Center - Ukrainian Family Medicine Training Center, Bogomolets National Medical University, Kyiv, Ukraine*
- ^{em} *Department of Psychiatry, Narcology, Psychotherapy and Clinical Psychology, Samara State Medical University, Samara, Russia*
- ^{en} *Department of Nursing, University of Peloponnese, Laboratory of Integrated Health Care, Tripoli, Greece*

Received 16 August 2021; received in revised form 5 October 2021; accepted 8 October 2021

KEYWORDS

COVID-19;
 Depression;
 Suicidality;
 Mental health;
 Conspiracy theories;
 Mental disorders;
 Psychiatry;
 Anxiety

Abstract

Introduction: There are few published empirical data on the effects of COVID-19 on mental health, and until now, there is no large international study.

Material and methods: During the COVID-19 pandemic, an online questionnaire gathered data from 55,589 participants from 40 countries (64.85% females aged 35.80 ± 13.61 ; 34.05% males aged 34.90 ± 13.29 and 1.10% other aged 31.64 ± 13.15). Distress and probable depression were identified with the use of a previously developed cut-off and algorithm respectively.

Statistical analysis: Descriptive statistics were calculated. Chi-square tests, multiple forward stepwise linear regression analyses and Factorial Analysis of Variance (ANOVA) tested relations among variables.

Results: Probable depression was detected in 17.80% and distress in 16.71%. A significant percentage reported a deterioration in mental state, family dynamics and everyday lifestyle. Persons with a history of mental disorders had higher rates of current depression (31.82% vs. 13.07%). At least half of participants were accepting (at least to a moderate degree) a non-bizarre conspiracy. The highest Relative Risk (RR) to develop depression was associated with history of Bipolar disorder and self-harm/attempts (RR = 5.88). Suicidality was not increased in persons without a history of any mental disorder. Based on these results a model was developed.

Conclusions: The final model revealed multiple vulnerabilities and an interplay leading from simple anxiety to probable depression and suicidality through distress. This could be of practical utility since many of these factors are modifiable. Future research and interventions should specifically focus on them.

© 2021 Elsevier B.V. and ECNP. All rights reserved.

1. Introduction

While the COVID-19 pandemic started as an epidemic of an infectious agent, it soon gained a wider content and included all effects on all aspects of human life by this condition, even the overwhelming burst of information of questionable reliability and validity ('infodemic') (Asmundson and Taylor, 2021). The abuse of the terms 'trauma' and 'PTSD' is such an example. In this frame, mental health has gained a central position as an area which is expected to be affected by the pandemic because of its threatening nature as well as because of the profound impact on everyday life of people. Especially concerning the later, it has been suggested that lockdowns triggered feelings of loneliness, irritableness, restlessness, and nervousness in the general population (Saladino et al., 2020),

The overall opinion was that there could be long-lasting psychological scars and emotional wounds and this should be taken into consideration along with the fact that specifically depression is expected to be one of the top debilitating medical conditions and with the highest socioeconomic burden. There are many reports in the literature suggesting that the COVID-19 outbreak triggered feelings of fear, worry, and stress, as responses to an extreme threat for the community and the individual with the general picture suggesting that more than 40% of the general population might experience high levels of anxiety or distress (Fullana et al., 2020; Fullana and Littarelli, 2021; Gonda and Tarazi, 2021; Vinkers et al., 2020). The issue of increased suicidality as a consequence of extreme stress and depression has been raised again (Courtet and Olie, 2021; Pompili, 2021). In ad-

dition, changes to social behavior, as well as working conditions, daily habits and routine have imposed secondary stress. Especially the expectation of an upcoming economic crisis and possible unemployment were stressful factors. The vast majority of studies reported a 'tsunami'-scale impact on mental health. It is highly possible that this could be an exaggeration (Shevlin et al., 2021). Higher levels of anxiety, stress and depressive feelings have been reported, but it seems that this depends on the temporal situation and the specific events; response is by no means homogenous (Fancourt et al., 2021; Shevlin et al., 2021; Wong et al., 2020) (Mortier et al., 2021; Racine et al., 2021; Taquet et al., 2021). It is important to note that negative reports do exist, and they come from the study of carefully selected representative samples (van der Velden et al., 2020). Another important observation is that the population as a whole seemed to adjust rather well to the new situation and successfully cope with challenges at least in the middle term (Fancourt et al., 2021). Interestingly, some authors reported that negative affect decreased rather than increased during lockdowns (Foa et al., 2021; Recchi et al., 2020), Conspiracy theories and maladaptive behaviors were also prevalent, compromising the public defense against the outbreak.

At the end of the day, although there are several empirical data papers, their methodology varies, it is very difficult to make comparisons among countries and it is also difficult to arrive at universally valid conclusions. Additionally, the literature is full of opinion papers, viewpoints, perspectives, guidelines and narrations of activities to cope with the pandemic. These borrow from previous experience with different pandemics and utilize common sense, but, as a result, they often obscure rather than clarify the landscape. The role of

the mass and social media has been discussed but remains poorly understood in empirical terms.

An early meta-analysis reported high rates of anxiety (25%) and depression (28%) in the general population (Ren et al., 2020) while a second one reported that 29.6% of people experienced stress, 31.9% anxiety and 33.7% depression (Salari et al., 2020). Not only do we need more reliable and valid data, but we also need to identify risk and protective factors so as to be able to recommend measures that will eventually improve public health by preventing the adverse impact on mental health and simultaneously improve health-related behaviors.

The aim of the current study was to investigate the rates of distress, probable depression and suicidality and their changes in the adult population aged 18-69 internationally, during the COVID-19 pandemic. Secondary aims were to investigate their relations with several personal, interpersonal/social and lifestyle variables. The aim also included the investigation of the spreading of conspiracy theories concerning the COVID-19 outbreak and their relationship with mental health.

2. Material and methods

2.1. Method

The protocol used, is available in the webappendix; each question was given an ID code; these ID codes were used throughout the results for increased accuracy.

According to a previously developed method, (Fountoulakis et al., 2001, 2021, 2012) the cut-off score 23/24 for the CES-D and a derived algorithm were used to identify cases of probable depression. This algorithm utilized the weighted scores of selected CES-D items in order to arrive at the diagnosis of depression, and has already been validated. Cases identified by only either method, were considered cases of distress (false positive cases in terms of depression), while cases identified by both the cut-off and the algorithm were considered as probable depression. The STAI-S (Spielberger, 2005) and the RASS (Fountoulakis et al., 2012) were used to assess anxiety and suicidality respectively.

The data were collected online and anonymously from April 2020 through March 2021, covering periods of full implementation of lockdowns as well as of relaxations of measures in countries around the world. Announcements and advertisements were done in the social media and through news sites, but no other organized effort had been undertaken. The first page included a declaration of consent which everybody accepted by continuing with the participation.

Approval was initially given by the Ethics Committee of the Faculty of Medicine, Aristotle University of Thessaloniki, Greece and locally concerning each participating country.

2.2. Material

The study sample included data from 40 countries (Fig. 1) concerning 55,589 responses (64.85% females; 34.05% males; 1.10% other) to the online questionnaire. The contribution of each country and the gender and age composition are shown in Table 1. Details concerning various sociodemographic variables (marital status, education, work etc. are shown in the webappendix, in webTables 1-9).

The study population was self-selected. It was not possible to apply post-stratification on the sample as it was done in a previous study (Fountoulakis et al., 2021), because this would mean that we

would utilize a similar methodology across much different countries and the population data needed were not available for all.

2.3. Statistical analysis

- Chi-square tests were used for the comparison of frequencies when categorical variables were present and for the post hoc analysis of the results a Bonferroni-corrected method of pairwise comparisons was utilized (MacDonald and Gardner, 2016).
- Factorial Analysis of Variance (ANOVA) was used to test for the main effect as well as the interaction among grouping variables concerning continuous variable. The scheffe test was used as the post-hoc test.
- Multiple forward stepwise linear regression analysis (MFLSRA) was performed to investigate which variables could function as predictors contribute to the development of others (e.g. depression).

2.4. Results

2.4.1. Demographics

The study sample included data from 40 countries (Table 1). In total responses were gathered from 55,589 participants, aged 35.45 ± 13.51 years old; 36,047 females (64.84%; aged 35.80 ± 13.61) and 18,927 males (34.05%; aged 34.90 ± 13.29), while 615 declared 'non-binary gender' (1.11%; aged 31.64 ± 13.15). One third of the study sample was living in the country's capital and an additional almost one fifth in a city of more than one million inhabitants. Half were married or living with someone while 10.41% were living alone. Half had no children at all and approximately 75% had bachelor's degree or higher. In terms of employment, 23.54% were civil servants, 37.06% were working in the private sector, 18.35% were college or university students while the rest were retired or were not working for a variety of reasons; of these 33.86% did not work during lockdowns. The detailed composition of the study sample in terms of country by gender by age are shown in web Table 1, while the composition in terms of residency, marital status, household size, children, education and occupation are shown in the webTables 2-7 of the appendix.

2.4.2. History of health

Moderate or bad somatic health was reported by 17.79% and presence of a chronic medical somatic condition was reported by 20.43%. Detailed results are shown in webTables 8 and 9. Being either relatives or caretakers of vulnerable persons was reported by 44.41% (web Table 10).

In terms of mental health history and self-harm, 7.85% had a prior history of an anxiety disorder, 12.57% of depression, 1.16% of Bipolar disorder, 0.97% of psychosis and 2.70% of other mental disorder. Any mental disorder history was present in 25.25%. At least once, 21.44% had hurt themselves in the past and 10.59% had attempted at least once in the past. The detailed rates by sex and country are shown in webTable 11.

2.4.3. Family

In terms of family status, 43.95% were married, 48.53% had at least one child and only 10.41% were living alone. The responses suggested an increased need for communication with family members in 38.08%, an increased need for emotional support in 26.22%, fewer conflicts in 34.81% and increased conflicts within families for 37.71%, an improvement of the quality of relationships in 23.95%, while in most cases (61.62%) there was a maintenance of basic daily routine (webTable 12). During lockdowns 33.86% did not work, while 48.43% expected their economic situation to worsen because of the COVID-19 outbreak (webTable 13).

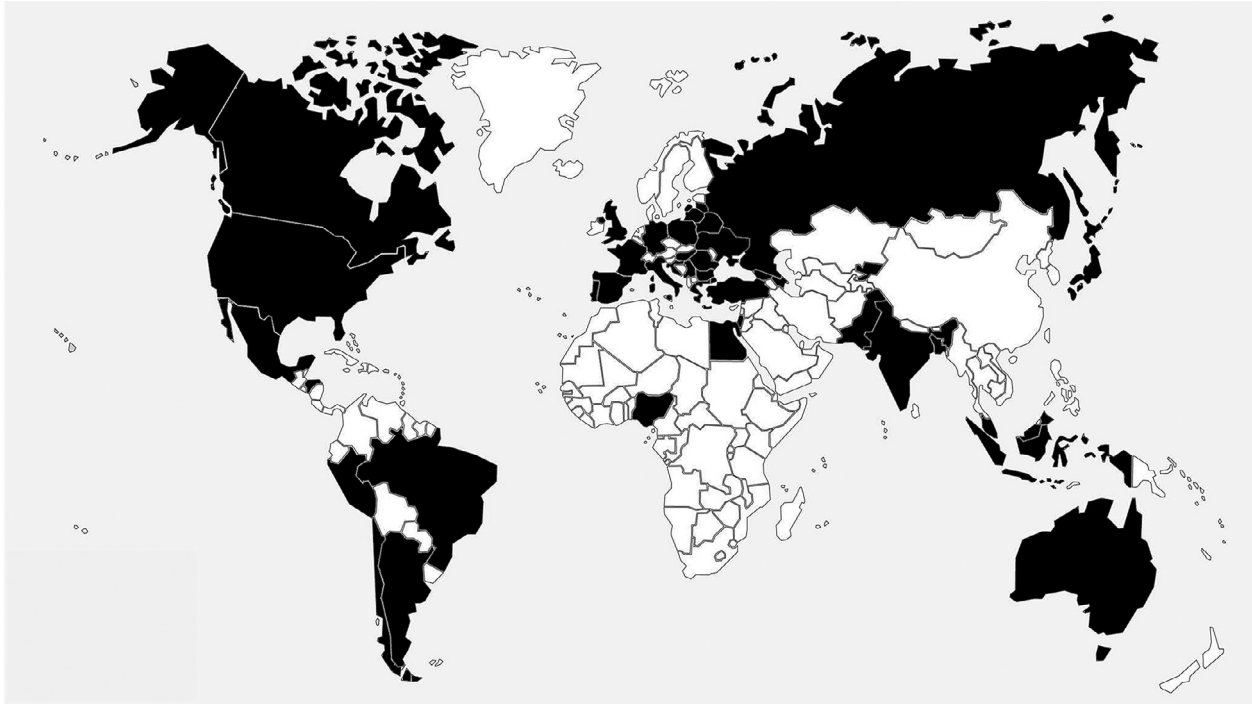


Fig. 1 Map of the 40 participating countries.

2.4.4. Present mental health

Concerning mental health, 47.41% reported an increase in anxiety, and 40.28% reported an increase in depressive feelings. Suicidal thoughts were increased in 10.83%. Overall, current probable depression was present in 20.49% of females, 12.36% of males and 27.64% of those registered as 'non-binary gender', with an unweighted average 17.80% for the whole study sample. Additionally, distress was present in 17.41%, 15.17%, 23.09% and 16.71% respectively. In aggregate, one third of the study sample manifested significant distress or probable depression. Persons with history of mental disorders had higher rates of current depression (31.82% vs. 13.07%, chi-square test = 2520.61; $df=1$; $p<0.0001$) (webTables 14, 15, 18 and 19). The rates were identical, no matter whether the history concerned a psychotic or non-psychotic disorder. Of the 20.49% in females with depression half were new cases (without any past history of mental disorder) while this was true for two thirds of the 12.36% of males.

The mean scale scores were 43.58 ± 13.08 for the STAI-S, 20.56 ± 9.21 for the CES-D, and 93.27 ± 152.81 for the Intention subscale of the RASS. The complete results by sex and country are shown in webTable 17.

From the total sample, 4.80% reported that they often thought much or very much about committing suicide if they had the chance. Males and females had similar rates (4.96% vs. 4.48%) but those self-identified as 'non-binary gender' had much higher rates (19.18%). In subjects with a history of psychotic disorder or self-harm/attempt the rate was 15.39% while in those with history of non-psychotic disorder it was 8.41%. In persons free of any mental disorder or self-harm/attempt history the rate was as low as 1.14%. This means that the RR for the manifestation of at least moderate suicidal thoughts was equal to 13.5 for psychotic history and 7.37 for non-psychotic history. In those identified as 'non-binary gender' sex, the RR was equal to 4.28.

2.4.5. Lifestyle changes

There were lifestyle changes concerning physical activity, exercise, appetite and eating, sex and sleep and the respective rates are

shown in webTable 20. The chances were both towards an improvement and towards a deterioration. The 'excess' reported here corresponds to the difference between these rates of deterioration minus improvement. In summary, in 45.05% the overall physical activity has been reduced, approximately an excess of 14% reported an increased appetite and was eating more than before, an excess of 10% more were eating in an unhealthy way and 13.21% put more than 2 kgs of body weight. Internet and social media use were increased in 62.38% and 54.35% respectively but new habits emerged only in 22.11%. A decrease in smoking and alcohol use was reported (an excess of 20% more were smoking and drinking less) while an excess of 30% reported reduction in the use of illegal substances. The frequency of intercourse and satisfaction were inadequate for approximately an excess of 20%. In approximately 19.18% religious or spiritual inquires increased at least 'much'.

2.4.6. Beliefs in conspiracy theories

On average at least half of cases accepted at least a moderate degree some non-bizarre conspiracy including the deliberate release of the virus as a bio-weapon to deliberately create a global crisis. In detail the responses by sex and country are shown in webTable 21.

2.4.7. Modeling of mental health changes during the pandemic

The presence of any mental health history acted as a risk factor for the development of current probable depression with all chi-square tests being significant at $p < 0.001$ (see webappendix part 3.2.1 in Statistical analysis). Interestingly a history of self-harm or suicidality emerged as a risk factor even for persons without reporting mental health history. In persons with only history of self-harm or suicidality, 23.44% developed probable depression. The combination of both self-harm and suicidal attempts history with specific mental health history revealed that subjects without any such history at all had the lowest rate of current depression (10.73%), while the presence of previous self-harm/attempts increased the risk in subjects with past anxiety (36.94%), depression (50.19%), Bipolar disorder (63.11%), psychoses (48.58%) and

Table 1 List of participating countries by sex, with number of subjects and mean age.

Country	Males				Females				Non-binary gender					
	N	%	Age		N	%	Age		N	%	Age			
			Mean	SD			Mean	SD			Mean	SD	N	%
Argentina	439	20.14	44.53	14.39	1725	79.13	40.60	14.49	16	0.73	37.44	17.29	2180	3.92
Australia	21	30.43	33.67	8.05	48	69.57	32.63	7.89		0.00			69	0.12
Azerbaijan	70	19.89	36.20	10.33	280	79.55	37.71	11.46	2	0.57	26.00	0.00	352	0.63
Bangladesh	1681	55.42	24.09	5.24	1333	43.95	23.98	5.48	19	0.63	27.42	8.88	3033	5.46
Belarus	200	18.30	38.62	12.46	893	81.70	39.15	11.11		0.00			1093	1.97
Brazil	86	40.19	31.36	13.06	127	59.35	28.80	9.97	1	0.47	31.00		214	0.38
Bulgaria	202	26.47			558	73.13			3	0.39			763	1.37
Canada	142	27.73	42.24	15.49	367	71.68	42.57	14.00	3	0.59	46.33	17.79	512	0.92
Chile	86	26.71	40.76	15.43	234	72.67	39.57	15.08	2	0.62	42.50	16.26	322	0.58
Croatia	1041	35.91	41.73	11.70	1835	63.30	42.32	11.84	23	0.79	44.26	13.75	2899	5.22
Egypt	24	14.55	37.38	14.18	141	85.45	39.66	11.82		0.00			165	0.30
France	64	24.33	38.98	14.70	197	74.90	37.89	15.53	2	0.76	27.50	10.61	263	0.47
Georgia	48	11.59	30.77	6.82	364	87.92	32.06	9.04	2	0.48	33.50	6.36	414	0.74
Germany	15	25.00	48.93	18.58	45	75.00	34.87	13.98		0.00			60	0.11
Greece	624	18.26	36.55	10.58	2772	81.10	34.00	9.87	22	0.64	29.59	6.68	3418	6.15
Honduras	74	33.48	28.19	7.17	147	66.52	32.05	11.09		0.00			221	0.40
Hungary	146	19.13	44.60	11.95	617	80.87	41.36	11.95		0.00			763	1.37
India	3044	61.01	33.51	8.94	1917	38.42	31.59	11.97	28	0.56	28.36	7.86	4989	8.97
Indonesia	909	27.68	33.64	12.06	2358	71.80	30.49	11.42	17	0.52	28.00	11.62	3284	5.91
Israel	28	19.44	48.79	18.24	116	80.56	38.97	13.56		0.00			144	0.26
Italy	257	26.22	43.10	16.17	717	73.16	41.22	14.17	6	0.61	42.17	21.14	980	1.76
Japan	182	70.00	45.31	11.61	78	30.00	41.71	11.10		0.00			260	0.47
Kyrgyz Republic	614	27.76	36.38	14.16	1561	70.57	38.87	14.58	37	1.67	33.57	12.60	2212	3.98
Latvia	1036	39.72	48.18	12.38	1570	60.20	45.26	14.64	2	0.08	48.00	18.38	2608	4.69
Lithuania	271	21.54	39.34	13.62	983	78.14	40.16	12.75	4	0.32	40.75	12.89	1258	2.26
Malaysia	311	32.29	41.95	12.08	578	60.02	39.24	11.71	74	7.68	39.03	12.66	963	1.73
Mexico	447	25.03	36.84	16.13	1332	74.58	38.18	14.74	7	0.39	22.86	4.78	1786	3.21
Nigeria	752	65.22	30.30	7.46	397	34.43	25.83	7.55	4	0.35	31.75	7.97	1153	2.07
Pakistan	575	28.24	25.46	6.35	1445	70.97	23.45	4.42	16	0.79	24.75	10.93	2036	3.66
Peru	56	36.13	43.80	15.80	99	63.87	38.72	14.03		0.00			155	0.28
Poland	286	18.58	33.46	11.54	1239	80.51	33.65	11.24	14	0.91	31.21	14.67	1539	2.77
Portugal	16	18.82	43.31	18.22	68	80.00	42.34	13.77	1	1.18	38.00		85	0.15
Romania	293	20.22	47.54	14.45	1144	78.95	46.77	14.21	12	0.83	51.58	15.45	1449	2.61
Russia	3825	38.50	30.34	12.03	5847	58.85	31.74	12.25	264	2.66	27.64	10.87	9936	17.87
Serbia	152	25.08	39.16	11.94	453	74.75	41.84	11.77	1	0.17	58.00		606	1.09
Spain	330	31.82	51.49	14.85	703	67.79	48.52	13.53	4	0.39	50.00	13.11	1037	1.87
Turkey	95	27.38	25.03	6.26	249	71.76	25.05	7.36	3	0.86	21.33	0.58	347	0.62
Ukraine	306	21.07	38.42	15.38	1132	77.96	39.09	13.13	14	0.96	35.93	17.88	1452	2.61
UK	55	34.38	43.53	11.12	105	65.63	44.56	11.95		0.00			160	0.29
USA	124	30.32	37.50	15.47	273	66.75	37.78	14.51	12	2.93	28.00	9.78	409	0.74
TOTAL	18,927	34.05	34.90	13.29	36,047	64.85	35.80	13.61	615	1.11	31.64	13.15	55,589	100.00

other mental disorder (41.23%). The highest relative risk (RR) was calculated for the combined presence of history of Bipolar disorder and self-harm/attempt (RR=5.88). All RR values are shown in Table 2. After taking into consideration that the annual incidence of depression is 0.3% (Liu et al., 2020), the calculated risk because of the pandemic for the general population to develop depression is $RR > 40$.

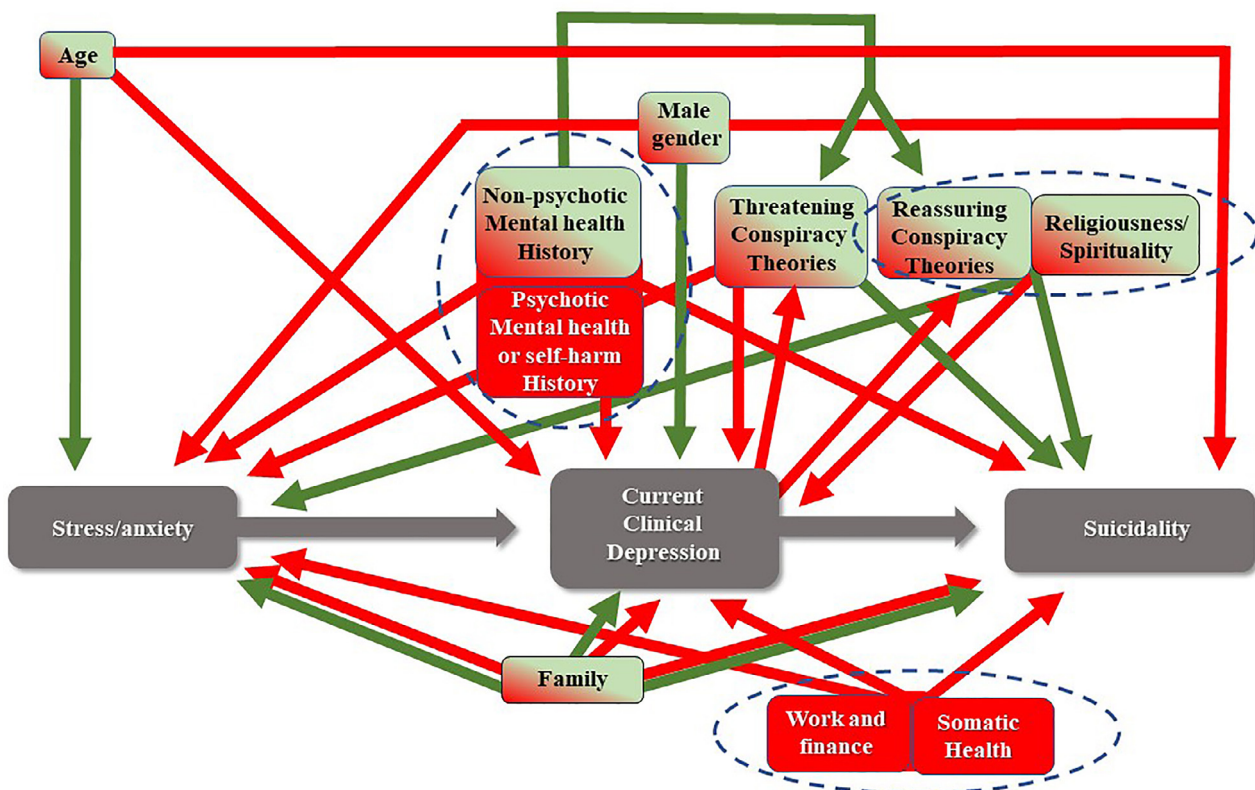
The presence of a chronic somatic condition acted as a significant but weak risk factor for the development of depression (Chi-square = 87.533.72, $df = 2$, $p < 0.001$; Bonferroni corrected Post-hoc tests suggested the two groups differed in the presence of depression ($p < 0.001$) but not distress ($p > 0.05$). In terms of rates, 20.78% of those with a chronic somatic condition manifested depression vs. 17.03% of those without (RR=1.22).

The results of the MFSLRA suggested that a significant number of variables acted either as risk or as protective factors (Table 3, Fig. 2). These factors explained 16.4% of change in anxiety, 13.5% of change in depressive affect, 4.7% of change in suicidal thoughts and 23.9% of the development of distress or depression. The individual contribution of each predictor separately was very small (many b coefficients were very close to zero).

If we consider a more or less linear continuum from fear to anxiety to depressive emotions to probable depression and eventually to suicidality, the model which can be derived suggests there is a core of variables (Fig. 2) which exert a stable either adverse or protective effect throughout the course of the development of mental state.

Table 2 Relative Risk (RR) to develop depression vs. participants with no mental health history and no history of self-harm or suicidal acts.

History	When alone		When history of self-harm/attempt is also present	
	%	RR	%	RR
No previous history at all	10.73	1.00		1.0
Any mental disorder	31.81	2.96		
Anxiety	25.93	2.42	36.94	3.44
Depression	35.31	3.29	50.19	4.68
Bipolar disorder	47.98	4.47	63.11	5.88
Psychosis	37.59	3.50	48.58	4.53
Other	23.61	2.20	41.23	3.44
Only history of self-harm/attempt	23.44	2.18		

**Fig. 2** The developed multiple vulnerabilities model representing the mechanism through which the COVID-19 outbreak in combination a great number of factors could lead to depression through stress, and eventually to suicidality. A number of variables act as risk factors (red) or as protective factors (green), while some of them change direction of action depending on the phase (green/red). Three core clusters emerge (delineated with the dotted lines).

Factorial ANOVA was significant for sex (Wilks=0.989, $F = 39.85$, $df=16$, error $df=111,000$, $p<0.0001$) and type of work (Wilks=0.990, $F = 7.22$, $df=80$, error $df=352,000$, $p<0.0001$) as well as for their interaction (Wilks=0.990, $F = 3.40$, $df=160$, error $df=415,000$, $p<0.0001$) concerning the scores of STAI-5, CES-D and RASS. The Scheffe post-hoc tests (at $p<0.05$) revealed that most groups defined by sex and occupation differed from each other in a complex and difficult to explain matrix.

Conspiracy theories manifest a complex behavior with some of them exerting a protective effect at certain phases (Fig. 2). The mean scores of responses to questions pertaining to different conspiracy beliefs by history of any mental disorder and current prob-

able depression are shown in Table 4. Factorial ANOVA suggested that sex, history of any mental disorder and current probable depression as well as some but not all their interaction (after correction for multiple testing) were significant factors concerning the belief in conspiracy theories (Table 5). The results of post-hoc tests are shown in webTable 25. They suggest that females were significantly more likely to believe in conspiracy theories than males. This is also true for those with current probable depression. Interestingly, those with history of non-psychotic disorder (anxiety, depression, other) were less likely to believe in conspiracy theories in comparison to those without, while the opposite was true concerning psychotic history (bipolar disorder, psychosis) as well as history

Table 3 Results of four separate Multiple Forward Stepwise Linear Regression Analysis (MFSLRA) with change in anxiety (F21), change in depressive affect (G21), change in suicidal thoughts (O11) and the development of distress or depression as dependent variables. The predictors are shown in the left column.

	Change in anxiety (F21) $R^2= 0.164$; $F(30,45,821)=301.42 p<<0.0001$; SE of est: 0.819				Change in depressive affect (G21) $R^2= 0.135$; $F(25,45,826)=286.45 p<<0.0001$; SE of est: 0.840				Development of distress or depression $R^2= 0.239$; $F(31,45,816)=464.99 p<<0.0001$; SE of est: 0.673				Change in suicidal thoughts (O11) $R^2= 0.047$; $F(31,45,820)=72.429 p<<0.0001$; SE of est: 0.784			
	b	SE	T	p	b	SE	t	p	b	SE	t	p	b	SE	t	p
Intercept	-0.75	0.03	-24.60	<0.0001	-0.81	0.03	-26.37	<0.0001	0.81	0.02	32.30	<0.0001	0.46	0.03	15.93	<0.0001
Demographics																
Sex (A1)- 'non-binary gender' was not included	0.04	0.01	4.57	<0.0001	-0.02	0.01	-2.03	0.0426	-0.09	0.01	-13.25	<0.0001	0.03	0.01	3.79	0.0002
Age (A2)					0.00	0.00	6.91	<0.0001	0.00	0.00	-13.14	<0.0001	0.00	0.00	-7.87	<0.0001
Number of persons in household (A5)	0.01	0.00	3.98	0.0001	0.01	0.00	4.61	<0.0001	-0.01	0.00	-4.66	<0.0001	-0.01	0.00	-4.07	<0.0001
Education level (A7)	-0.04	0.00	-8.37	<0.0001	-0.02	0.00	-4.02	0.0001	-0.01	0.00	-2.34	0.0193	0.02	0.00	3.68	0.0002
Work and finance																
Continue to work during lockdown (A11)	0.02	0.01	2.01	0.0447					-0.02	0.01	-2.95	0.0032				
Change in economic situation (E7)	0.10	0.00	28.56	<0.0001	0.10	0.00	26.90	<0.0001	-0.03	0.00	-9.93	<0.0001	-0.02	0.00	-7.14	<0.0001
Health																
Condition of general health (B1)	0.13	0.00	33.51	<0.0001	0.11	0.00	28.83	<0.0001	-0.11	0.00	-34.88	<0.0001	-0.04	0.00	-11.26	<0.0001
Presence of a chronic medical condition (B2)									0.02	0.01	2.60	0.0093				
Family/social																
Being a carer of a person belonging to a vulnerable group (B4)	-0.02	0.01	-2.29	0.0220					-0.01	0.01	-2.16	0.0312	0.04	0.01	4.74	<0.0001
Conflicts within family (E3)	-0.04	0.00	-10.35	<0.0001	-0.06	0.00	-13.24	<0.0001	0.07	0.00	20.83	<0.0001	0.05	0.00	13.71	<0.0001
Change in quality of relationships within family (E4)	0.15	0.01	29.11	<0.0001	0.17	0.01	31.80	<0.0001	-0.04	0.00	-8.62	<0.0001	-0.08	0.01	-15.42	<0.0001
Keeping a basic routine during lockdown (E5)	0.11	0.00	25.54	<0.0001	0.11	0.00	24.14	<0.0001	-0.11	0.00	-29.75	<0.0001	-0.04	0.00	-10.45	<0.0001
Changes in religiousness/spirituality (P1)	0.01	0.00	2.76	0.0057	0.03	0.00	8.02	<0.0001	0.05	0.00	13.01	<0.0001	-0.03	0.00	-6.95	<0.0001

(continued on next page)

Table 3 (continued)

	Change in anxiety (F21) $R^2=0.164$; $F(30,45,821)=301.42$ $p<<0.0001$; SE of est: 0.819				Change in depressive affect (G21) $R^2=0.135$; $F(25,45,826)=286.45$ $p<<0.0001$; SE of est: 0.840				Development of distress or depression $R^2=0.239$; $F(31,45,816)=464.99$ $p<<0.0001$; SE of est: 0.673				Change in suicidal thoughts (O11) $R^2=0.047$; $F(31,45,820)=72.429$ $p<<0.0001$; SE of est: 0.784			
	b	SE	T	p	b	SE	t	p	b	SE	t	p	b	SE	t	p
Mental health history																
History of anxiety (B5)	-0.29	0.06	-4.69	<0.0001	-0.51	0.06	-8.14	<0.0001	1.79	0.05	35.24	<0.0001	0.61	0.06	10.25	<0.0001
History of depression (B5)	-0.26	0.06	-4.35	<0.0001	-0.49	0.06	-7.99	<0.0001	1.91	0.05	38.97	<0.0001	0.58	0.06	10.20	<0.0001
History of Psychosis (B5)	-0.25	0.07	-3.54	0.0004	-0.36	0.07	-4.96	<0.0001	1.85	0.06	31.32	<0.0001	0.51	0.07	7.48	<0.0001
History of Bipolar disorder (B5)	-0.27	0.07	-3.94	0.0001	-0.47	0.07	-6.82	<0.0001	1.94	0.06	34.85	<0.0001	0.62	0.06	9.52	<0.0001
History of other mental disorder (B5)	-0.29	0.06	-4.56	<0.0001	-0.48	0.07	-7.31	<0.0001	1.75	0.05	33.34	<0.0001	0.61	0.06	10.01	<0.0001
History only self-harm/attempt (combination of B5, O12 and O13)	-0.02	0.01	-3.02	0.0025	-0.04	0.01	-6.36	<0.0001	0.17	0.01	31.49	<0.0001	0.06	0.01	9.25	<0.0001
The effect of the pandemic																
Fears of getting COVID-19 (C1)	-0.09	0.00	-20.77	<0.0001	-0.06	0.00	-12.45	<0.0001	0.06	0.00	16.01	<0.0001	0.02	0.00	4.41	<0.0001
Fears that a member of the family will get COVID-19 and die (C3)	-0.06	0.00	-16.35	<0.0001	-0.04	0.00	-10.06	<0.0001	0.05	0.00	17.27	<0.0001	-0.01	0.00	-4.08	<0.0001
Time spent outside of house during lockdown (D1)	0.02	0.00	7.55	<0.0001	0.02	0.00	4.76	<0.0001								
Currently locked up in the house (D2)	-0.02	0.00	-5.65	<0.0001	-0.04	0.00	-8.44	<0.0001	0.03	0.00	7.64	<0.0001	0.02	0.00	4.11	<0.0001
Satisfaction by availability of information (D4)	0.05	0.00	12.27	<0.0001	0.04	0.00	9.86	<0.0001	-0.02	0.00	-7.12	<0.0001	-0.05	0.00	-13.78	<0.0001

(continued on next page)

Table 3 (continued)

	Change in anxiety (F21) $R^2= 0.164$; $F(30,45,821)=301.42$ $p<<0.0001$; SE of est: 0.819				Change in depressive affect (G21) $R^2= 0.135$; $F(25,45,826)=286.45$ $p<<0.0001$; SE of est: 0.840				Development of distress or depression $R^2= 0.239$; $F(31,45,816)=464.99$ $p<<0.0001$; SE of est: 0.673				Change in suicidal thoughts (O11) $R^2= 0.047$; $F(31,45,820)=72.429$ $p<<0.0001$; SE of est: 0.784			
	b	SE	T	p	b	SE	t	p	b	SE	t	p	b	SE	t	p
Beliefs in conspiracy theories																
The vaccine was ready before the virus broke out and they conceal it (J1)	0.02	0.00	5.55	<0.0001	0.02	0.00	5.49	<0.0001	0.02	0.00	5.47	<0.0001	-0.01	0.00	-3.46	0.0005
COVID-19 was created in a laboratory as a biochemical weapon (J2)	-0.01	0.00	-2.17	0.0300									-0.02	0.00	-3.69	0.0002
COVID-19 is the result of 5 G technology antenna (J3)	-0.01	0.00	-2.87	0.0041	-0.03	0.00	-5.16	<0.0001	0.03	0.00	7.75	<0.0001	0.01	0.00	2.74	0.0062
COVID-19 appeared accidentally from human contact with animals (J4)	-0.02	0.00	-7.21	<0.0001					0.02	0.00	7.82	<0.0001	-0.01	0.00	-3.71	0.0002
COVID-19 has much lower mortality rate but there is terror-inducing propaganda (J5)	0.01	0.00	3.02	0.0026					0.01	0.00	3.47	0.0005	-0.02	0.00	-6.22	<0.0001
COVID-19 is a creation of the world's powerful leaders to create a global economic crisis (J6)	-0.01	0.00	-2.24	0.0251									-0.01	0.00	-2.35	0.0186
COVID-19 is a sign of divine power to destroy our planet (J7)	0.02	0.00	5.20	<0.0001					0.02	0.00	5.48	<0.0001	0.02	0.00	4.71	<0.0001

Table 4 Means of responses (from –2 to +2) to all conspiracy theories by current clinical depression and history of any mental disorder.

Current Clinical depression	History Of any Mental dis	Reassuring conspiracy theories				Threatening conspiracy theories				No believing in conspiracy theories					
		J1	J5	J7	J2	J3	J6	J4							
		mean	SD	mean	SD	mean	SD	mean	SD	mean	SD				
No	Yes	0.82	1.13	1.37	1.30	0.49	0.96	1.16	1.24	0.46	0.91	1.12	1.26	1.88	1.24
No	No	0.97	1.15	1.48	1.28	0.62	1.03	1.35	1.25	0.59	0.98	1.30	1.27	1.69	1.21
Yes	Yes	1.09	1.28	1.52	1.33	0.68	1.12	1.40	1.34	0.65	1.09	1.33	1.33	1.90	1.25
Yes	No	1.23	1.24	1.59	1.28	0.96	1.23	1.57	1.29	0.89	1.17	1.53	1.31	1.78	1.22
All Grps		0.98	1.17	1.48	1.29	0.64	1.05	1.34	1.26	0.60	1.01	1.29	1.28	1.75	1.22

Table 5 Factorial ANOVA results, with sex, history of any mental disorder and current probable depression as factors. All factors are significant as well as some their interaction (after correction for multiple testing) concerning the belief in conspiracy theories.

Effect	Wilks'	F	effect df	Error df	p-value
Sex	0.988	91.7	7	54,956	<0.0001
History of any mental disorder	0.994	44.2	7	54,956	<0.0001
Probable depression (currently)	0.985	122.3	7	54,956	<0.0001
Sex by History of any mental disorder	1	2.2	7	54,956	0.030
Sex by Probable depression (currently)	0.998	16.4	7	54,956	<0.0001
Probable depression (currently) by History of any mental disorder	0.999	8.7	7	54,956	<0.0001
Sex by Probable depression (currently) by History of any mental disorder	1	2.6	7	54,956	0.010

of self-harm and suicidal attempts. These findings were consistent across disorders and conspiracy theories.

The investigation of the interaction of current depression with history of non-psychotic mental disorder suggested that current depression acted as a risk factor and history acted as a protective. On the contrary there was no interaction between current depression and history of psychosis or self-harm/attempt.

3. Discussion

This large international study in convenience sample of 55,589 participants from 40 countries detected probable depression in 20.49% of females, 12.36% of males and 27.64% of those registered as 'non-binary gender' (average 17.80%). Distress was present in 17.41%, 15.17%, 23.09% and 16.71% respectively. A significant percentage reported a deterioration in mental state, family dynamics and everyday lifestyle. Persons with history of mental disorders had higher rates of current probable depression (31.82% vs. 13.07%) and there was no difference on the basis of whether the history concerned a psychotic or a non-psychotic disorder. Believing in conspiracy theories was widespread with at least half of cases accepting at least to a moderate degree some non-bizarre conspiracy. History of any mental health disorder or self-harm or suicidality was a risk factor for the development of current probable depression. Person without any such history had the lowest rate or current depres-

sion (10.73%), while the highest rate was for the coexistence of history of Bipolar disorder and self-harm/ attempts (63.11%; RR=5.88). The rate of probable depression was 20.78% of those with a chronic somatic condition vs. 17.03% of those without (RR=1.22). The RR for the manifestation of at least moderate suicidal thoughts was equal to 13.5 for psychotic history and 7.37 for non-psychotic history. In those identified as 'non-binary gender' sex, the RR was equal to 4.28. For those without any mental health history, the rate of suicidal thoughts was exactly what would be expected from the general population (Fountoulakis et al., 2012).

The model developed suggested that a significant number of variables acted either as risk or as protective factors, explaining 23.9% of the development of distress or probable depression, but their individual contribution was very small. Conspiracy theories manifested a complex behavior with some of them exerting a protective effect at certain phases. Females were significantly more likely to believe in conspiracy theories and also this was true for those with current probable depression. Those with history of non-psychotic disorder (anxiety, depression, other) were less likely to believe in conspiracy theories, while the opposite was true for psychotic history (bipolar disorder, psychosis) as well as history of self-harm and suicidal attempts. These findings were consistent across disorders and theories. Current probable depression acted as a risk fac-

tor and past history acted as a protective for the development of such beliefs. On the contrary there was no interaction between current depression and history of psychosis or self-harm/attempt.

The overall levels of probable depression were lower than the rates reported in the literature, probably because of the stringent criteria of the algorithm in the current study. Other studies reported that more than two-thirds of the population experienced at least severe distress (Busch et al., 2021; Dominguez-Salas et al., 2020; Gualano et al., 2020; Knolle et al., 2021; Ozdin and Bayrak Ozdin, 2020b; Petzold et al., 2020; Verma and Mishra, 2020), a rate which is double in comparison to our findings. On the other hand other studies showed similar results (Cenat et al., 2021; Daly et al., 2021; Lei et al., 2020; Li et al., 2020; Prati, 2021; Wang et al., 2020a), and also concerning the role of self-determined sex (Duarte and Pereira, 2021; Fu et al., 2020; Garcia-Fernandez et al., 2021; Gualano et al., 2020; Shi et al., 2020; Solomou and Constantinidou, 2020). High levels of suicidality have been reported previously (Caballero-Dominguez et al., 2020). Furthermore, our findings are in perfect accord with a recently published meta-analysis (Cenat et al., 2021). The large heterogeneity among countries probably reflects different phases of the pandemic in each country during the data collection. Rates of depression and mental health deterioration in general are probably higher in those that actually suffered from COVID-19 (Deng et al., 2021).

An important observation is that while the rate of probable depression was much higher in persons with a history of a mental disorder (31.82% vs. 13.07%) the proportion of depressed persons without such a history is much higher than expected, taking under consideration that the annual incidence of depression is 0.3% (Liu et al., 2020). This might mean that the pandemic posed a $RR > 40$ on the general population to develop depression.

The multivariate analysis of the data allowed the current paper to propose a staged model concerning the effect of the pandemic on mental health (Figure 2). This model assumes that stress and anxiety develop first, then depression follows and eventually suicidality appears. These constitute distinct stages, and progress from earlier to later stages is not mandatory. It occurs only in a minority of the population. However, it is unlikely that a later stage appears without the previous emergence of an earlier stage.

According to the model proposed, with the onset of the pandemic, its psychological impact and the development of severe anxiety and distress were determined by several sociodemographic and interpersonal variables including age, fears specific to the pandemic, the quality of relationships within family, keeping a basic daily routine, change in economic situation, history of any mental disorder and being afraid that him/herself or a family member will get COVID-19 and die. Similar findings concerning the effects of these factors has been reported in the literature (Elbogen et al., 2021; Elhai et al., 2021; Gambin et al., 2021; Garre-Olmo et al., 2021; Huang and Zhao, 2020a, Huang and Zhao, 2020b; Li et al., 2020; Ozdin and Bayrak Ozdin, 2020b; Rossi et al., 2021; Solomou and Constantinidou, 2020; Wang et al., 2020a), but until now their detailed contribution had not been identified and no comprehensive model had been developed.

As the stressful condition persisted and anxiety developed into distress and dysphoric depressive-like states, greater age emerged as a protective factor. Interestingly at the next stage, when probable depression emerges, greater age may become a risk factor, while religious/spirituality exerts a mostly protective effect. This is in accord with an interpretation of burning out of the 'based-on-reason and experience' psychological coping resources, and as a result despair due to prolonged stress appears. When this happens, 'coping mechanisms not based on reason' may take over.

At pandemic onset we might not had imagined the important role and the impact of conspiracy theories, which are largely social media driven. They are currently widely accepted as being important since the literature strongly supports their relationship with anxiety and depression (Chen et al., 2020; De Coninck et al., 2021). What is interesting is that the results of the current study suggest that the COVID-19 related conspiracy theories could be classified as being either 'threatening' or 'reassuring' and these two groups exert different effects at different phases and periods. At the early phase, 'threatening' conspiracy theories cause anxiety and distress while the 'reassuring', which include an element of denial or religiousness, exert a protective effect and act as a coping-like mechanism. However, all of them act as risk factors for the development of probable depression, which implies that the coping function of some of them might backfire if initially unsuccessful. Interestingly, all of them seem to be protective factors against the development of suicidality (except for religious content), probably by gaining the role of a coping mechanism which, however, might reflect different underlying processes.

Current probable depression and past history of mental disorders are both critical factors related to believing in conspiracy theories. Our results could mean that the critical factor which increases belief is the presence of current probable depression, while the past history acts at a second level. As correlation does not imply causation, conspiracy theories could be either the cause of depression, a copying mechanism against depression or a marker of maladaptive psychological patterns of cognitive appraisal. After taking into consideration the complete model, and especially the relationship to past mental health history, the authors propose that the beliefs in conspiracy theories are a copying mechanism against stress. The finding of the relationship between current depression and believing in conspiracies is in accord with the literature (De Coninck et al., 2021; Freyler et al., 2019; Tomljenovic et al., 2020), but the finding of the differential effect of non-psychotic vs. psychotic history is difficult to explain, mainly concerning the protective effect of non-psychotic history. One explanation could be found in the theory concerning 'Depressive Realism' (Alloy et al., 1981; Alloy and Abramson, 1979, 1988; Beck et al., 1987; Lobitz and Post, 1979; Nelson and Craighead, 1977) which suggests that depressive persons are more able than others to realistically interpret the world, however this higher ability leads to pessimism. Previous reports on the role of temperament support such an interpretation (Moccia et al., 2020)

The restriction of time outside the house because of the lockdown is clearly a risk factor, and it interacts with history of mental disorder for the deterioration of mental state.

This is in accord with the literature (Di Blasi et al., 2021; Rossi et al., 2021). At the most extreme end, when the emergence of suicidal thinking is possible, the family environment and family responsibilities and care act either as risk or protective factors, depending on their quality, while religiosity/spirituality and all beliefs in conspiracy theories act as protective factors, except for one which includes religious content. These results are in accord with the reports in the literature (Arslan and Yildirim, 2021; Huang and Zhao, 2020a, Huang and Zhao, 2020b; Jovancevic and Milicevic, 2020; Li et al., 2020; Ozdin and Bayrak Ozdin, 2020a; Wang et al., 2020a).

The high rates of believing in conspiracy theories are in accord with findings from various countries (Ahmed et al., 2020; Leibovitz et al., 2021; Salali and Uysal, 2020; Uscinski et al., 2020) and are a worrying manifestation. Conspiracy beliefs - especially those regarding science, medicine, and health-related topics - are widespread (Oliver and Wood, 2014), are widely distributed in the social media (Ahmed et al., 2020; Banerjee and Meena, 2021) and they challenge the capacity of the average person to distill and assess the content (Desta and Mulugeta, 2020; Duplaga, 2020). They exert a well-documented adverse effect on health behaviors, especially vaccination (Allington et al., 2020, 2021; Bertin et al., 2020; Biddlestone et al., 2020; Bogart et al., 2010; Freeman et al., 2020; Gu et al., 2021; Jolley and Douglas, 2014; Lazarevic et al., 2021; Marinthe et al., 2020; Romer and Jamieson, 2020; Salali and Uysal, 2020; Sallam et al., 2020; Soveri et al., 2021; Teovanovic et al., 2020). There seems to be some relationship of believing in bizarre conspiracy theories and psychotic tendencies or history of psychotic disorders (Jolley and Paterson, 2020).

A difficult to answer question is how many of the cases detected by questionnaires and sophisticated algorithms correspond to real probable depression. The underlying neurobiology is opaque and maybe much diagnosed depression might simply be an extreme form of a normal adjustment reaction (He et al., 2021). However there is no better way to psychometrically achieve higher validity and the algorithm we utilized is the best available method. The impressive increase in new cases of depression which was found in our sample, is in accord with the literature (Robillard et al., 2021). Half of females with depression were new cases while this was true for two thirds of depressed males. However a large part of depressions emerged from a previous mental health history and this suggests that almost beyond doubt true probable depression at least doubled and that maybe relapses expected to occur in the next 15–20 years occurred earlier.

Concerning those without a previous history of mental disorder, it is expected that much of the adverse effects on mental health will rapidly attenuate with the lifting of lockdown restrictions and the end of the pandemic (Daly and Robinson, 2021) but enduring effects will impact some vulnerable populations. So far studies investigating the long-term outcome and the long-term impact of the pandemic on mental health display equivocal findings (Bendau et al., 2021; Wang et al., 2020b). Especially sociability and the sense of belonging could be important factors determining mental health and health-related behaviors (Biddlestone et al., 2020), and these factors seem

to correspond to specific vulnerabilities seen especially in western cultures.

4. Conclusion

The current paper reports higher than expected rates of probable depression, distress and suicidal thoughts among the general population during the pandemic, with a high prevalence of beliefs in conspiracy theories. For the development of depression, general health status, previous mental health history, self-harm and suicidal attempts, family responsibility, economic change, and age acted as risk factors while keeping daily routine, religiousness/spirituality and belief in conspiracy theories were acting mostly as protective factors. These findings, although they should be closely monitored in a longitudinal way, support previous suggestions by other authors concerning the need for a proactive intervention to protect mental health of the general population but more specifically of vulnerable groups (Fiorillo and Gorwood, 2020; Sani et al., 2020)

5. Strengths and limitations

The strengths of the current paper include the large number of persons who filled the questionnaire and the large bulk of information obtained, as well as the detailed way of post-stratification of the study sample.

The major limitation was that the data were obtained anonymously online through self-selection of the responders. Additionally, the assessment included only the cross-sectional application of self-report scales, although the advanced algorithm used for the diagnosis of probable depression corrected the problem to a certain degree. However, what is included under the umbrella of ‘probable depression’ in the stressful times of the pandemic remains a matter of debate. Also, the lack of baseline data concerning the mental health of a similar study sample before the pandemic is also a problem.

Funding

None.

Author contributions

All authors contributed equally to the paper.

KNF and DS conceived and designed the study. The other authors participated formulating the final protocol, designing and supervising the data collection and creating the final dataset. KNF and DS did the data analysis and wrote the first draft of the paper. All authors participated in interpreting the data and developing further stages and the final version of the paper.

Conflict of Interest

None pertaining to the current paper.

Acknowledgement

None

References

- Ahmed, W., Vidal-Alaball, J., Downing, J., Lopez Segui, F., 2020. COVID-19 and the 5G Conspiracy theory: social network analysis of twitter data. *J. Med. Internet Res.* 22, e19458.
- Allington, D., Duffy, B., Wessely, S., Dhavan, N., Rubin, J., 2020. Health-protective behaviour, social media usage and conspiracy belief during the COVID-19 public health emergency. *Psychol. Med.* 1-7.
- Allington, D., McAndrew, S., Moxham-Hall, V., Duffy, B., 2021. Coronavirus conspiracy suspicions, general vaccine attitudes, trust and coronavirus information source as predictors of vaccine hesitancy among UK residents during the COVID-19 pandemic. *Psychol. Med.* 1-12.
- Alloy, L., Abramson, L., Viscusi, D.J.J.o.P., Psychology, S., 1981. Induced mood and the illusion of control. 41, 1129-1140.
- Alloy, L.B., Abramson, L.Y., 1979. Judgment of contingency in depressed and nondepressed students: sadder but wiser? *J. Exp. Psychol. Gen.* 108, 441-485.
- Alloy, L.B., Abramson, L.Y., 1988. Depressive Realism: Four Theoretical Perspectives, Cognitive processes in Depression. The Guilford Press, New York, NY, US, pp. 223-265.
- Arslan, G., Yildirim, M., 2021. Meaning-based coping and spirituality during the COVID-19 pandemic: mediating effects on subjective well-being. *Front. Psychol.* 12, 646572.
- Asmundson, G.J.G., Taylor, S., 2021. Garbage in, garbage out: the tenuous state of research on PTSD in the context of the COVID-19 pandemic and infodemic. *J. Anxiety Disord.* 78, 102368.
- Banerjee, D., Meena, K.S., 2021. COVID-19 as an "Infodemic" in public health: critical role of the social media. *Front. Public Health* 9, 610623.
- Beck, A.T., Brown, G., Steer, R.A., Eidelson, J.I., Riskind, J.H., 1987. Differentiating anxiety and depression: a test of the cognitive content-specificity hypothesis. *J. Abnorm. Psychol.* 96, 179-183.
- Bendau, A., Plag, J., Kunas, S., Wyka, S., Strohle, A., Petzold, M.B., 2021. Longitudinal changes in anxiety and psychological distress, and associated risk and protective factors during the first three months of the COVID-19 pandemic in Germany. *Brain Behav.* 11, e01964.
- Bertin, P., Nera, K., Delouee, S., 2020. Conspiracy beliefs, rejection of vaccination, and support for hydroxychloroquine: a conceptual replication-extension in the COVID-19 pandemic context. *Front. Psychol.* 11, 565128.
- Biddlestone, M., Green, R., Douglas, K.M., 2020. Cultural orientation, power, belief in conspiracy theories, and intentions to reduce the spread of COVID-19. *Br. J. Soc. Psychol.* 59, 663-673.
- Bogart, L.M., Wagner, G., Galvan, F.H., Banks, D., 2010. Conspiracy beliefs about HIV are related to antiretroviral treatment non-adherence among african american men with HIV. *J. Acquir. Immune. Defic Syndr.* 53, 648-655.
- Busch, I.M., Moretti, F., Mazzi, M., Wu, A.W., Rimondini, M., 2021. What we have learned from two decades of epidemics and pandemics: a systematic review and meta-analysis of the psychological burden of frontline healthcare workers. *Psychother. Psychosom.* 90, 178-190.
- Caballero-Dominguez, C.C., Jimenez-Villamizar, M.P., Campo-Arias, A., 2020. Suicide risk during the lockdown due to coronavirus disease (COVID-19) in Colombia. *Death Stud* 1-6.
- Cenat, J.M., Blais-Rochette, C., Kokou-Kpolou, C.K., Noorishad, P.G., Mukunzi, J.N., McIntee, S.E., Dalexis, R.D., Goulet, M.A., Labelle, P.R., 2021. Prevalence of symptoms of depression, anxiety, insomnia, posttraumatic stress disorder, and psychological distress among populations affected by the COVID-19 pandemic: a systematic review and meta-analysis. *Psychiatry Res.* 295, 113599.
- Chen, X., Zhang, S.X., Jahanshahi, A.A., Alvarez-Risco, A., Dai, H., Li, J., Ibarra, V.G., 2020. Belief in a COVID-19 conspiracy theory as a predictor of mental health and well-being of health care workers in ecuador: cross-sectional survey study. *JMIR Public Health Surveill.* 6, e20737.
- Courtet, P., Olie, E., 2021. Suicide in the COVID-19 pandemic: what we learnt and great expectations. *Eur. Neuropsychopharmacol.* 50, 118-120.
- Daly, M., Robinson, E., 2021. Anxiety reported by US adults in 2019 and during the 2020 COVID-19 pandemic: population-based evidence from two nationally representative samples. *J. Affect. Disord.* 286, 296-300.
- Daly, M., Sutin, A.R., Robinson, E., 2021. Depression reported by US adults in 2017-2018 and March and April 2020. *J. Affect. Disord.* 278, 131-135.
- De Coninck, D., Frissen, T., Matthijs, K., d'Haenens, L., Lits, G., Champagne-Poirier, O., Carignan, M.E., David, M.D., Pignard-Cheyne, N., Salerno, S., Genereux, M., 2021. Beliefs in conspiracy theories and misinformation about COVID-19: comparative perspectives on the role of anxiety, depression and exposure to and trust in information sources. *Front. Psychol.* 12, 646394.
- Deng, J., Zhou, F., Hou, W., Silver, Z., Wong, C.Y., Chang, O., Huang, E., Zuo, Q.K., 2021. The prevalence of depression, anxiety, and sleep disturbances in COVID-19 patients: a meta-analysis. *Ann. NY Acad. Sci.* 1486, 90-111.
- Desta, T.T., Mulugeta, T., 2020. Living with COVID-19-triggered pseudoscience and conspiracies. *Int. J. Public Health* 65, 713-714.
- Di Blasi, M., Gullo, S., Mancinelli, E., Freda, M.F., Esposito, G., Gelo, O.C.G., Lagetto, G., Giordano, C., Mazzeschi, C., Pazzagli, C., Salcuni, S., Lo Coco, G., 2021. Psychological distress associated with the COVID-19 lockdown: a two-wave network analysis. *J. Affect. Disord.* 284, 18-26.
- Dominguez-Salas, S., Gomez-Salgado, J., Andres-Villas, M., Diaz-Milanes, D., Romero-Martin, M., Ruiz-Frutos, C., 2020. Psycho-emotional approach to the psychological distress related to the COVID-19 pandemic in Spain: a cross-sectional observational study. *Healthcare (Basel)* 8.
- Duarte, M., Pereira, H., 2021. The Impact of COVID-19 on depressive symptoms through the lens of sexual orientation. *Brain Sci.* 11.
- Duplaga, M., 2020. The determinants of conspiracy beliefs related to the COVID-19 pandemic in a nationally representative sample of internet users. *Int. J. Environ. Res. Public Health* 17.
- Elbogen, E.B., Lanier, M., Blakey, S.M., Wagner, H.R., Tsai, J., 2021. Suicidal ideation and thoughts of self-harm during the COVID-19 pandemic: the role of COVID-19-related stress, social isolation, and financial strain. *Depress Anxiety.*
- Elhai, J.D., Yang, H., McKay, D., Asmundson, G.J.G., Montag, C., 2021. Modeling anxiety and fear of COVID-19 using machine learning in a sample of Chinese adults: associations with psychopathology, sociodemographic, and exposure variables. *Anxiety Stress Coping* 34, 130-144.
- Fancourt, D., Steptoe, A., Bu, F., 2021. Trajectories of anxiety and depressive symptoms during enforced isolation due to COVID-19 in England: a longitudinal observational study. *Lancet Psychiatry* 8, 141-149.
- Fiorillo, A., Gorwood, P., 2020. The consequences of the COVID-19 pandemic on mental health and implications for clinical practice. *Eur Psychiatry* 63, e32.
- Foa, R., Gilbert, S., Fabian, M.O., 2021. COVID-19 and subjective well-being: separating the effects of lockdowns from the pandemic. *Lancet* (in press).

- Fountoulakis, K., Iacovides, A., Kleanthous, S., Samolis, S., Kaprinis, S.G., Sitzoglou, K., St Kaprinis, G., Bech, P., 2001. Reliability, validity and psychometric properties of the Greek translation of the Center for Epidemiological Studies-Depression (CES-D) Scale. *BMC Psychiatry* 1, 3.
- Fountoulakis, K.N., Apostolidou, M.K., Atsiova, M.B., Filipidou, A.K., Florou, A.K., Gousiou, D.S., Katsara, A.R., Mantzari, S.N., Padouva-Markoulaki, M., Papatriantafyllou, E.I., Sacharidi, P.I., Tonia, A.I., Tsalgaidou, E.G., Zymara, V.P., Prezerakos, P.E., Koupidis, S.A., Fountoulakis, N.K., Chrousos, G.P., 2021. Self-reported changes in anxiety, depression and suicidality during the COVID-19 lockdown in Greece. *J. Affect. Disord.* 279, 624-629.
- Fountoulakis, K.N., Pantoula, E., Siamouli, M., Moutou, K., Gonda, X., Rihmer, Z., Iacovides, A., Akiskal, H., 2012. Development of the risk assessment suicidality scale (RASS): a population-based study. *J. Affect. Disord.* 138, 449-457.
- Freeman, D., Loe, B.S., Chadwick, A., Vaccari, C., Waite, F., Rosebrock, L., Jenner, L., Petit, A., Lewandowsky, S., Vander-slott, S., Innocenti, S., Larkin, M., Giubilini, A., Yu, L.M., McShane, H., Pollard, A.J., Lambe, S., 2020. COVID-19 vaccine hesitancy in the UK: the Oxford coronavirus explanations, attitudes, and narratives survey (Oceans) II. *Psychol. Med.* 1-15.
- Freyler, A., Simor, P., Szemerszky, R., Szabolcs, Z., Koteles, F., 2019. Modern health worries in patients with affective disorders. A pilot study. *Ideggyogy. Sz* 72, 337-341.
- Fu, W., Wang, C., Zou, L., Guo, Y., Lu, Z., Yan, S., Mao, J., 2020. Psychological health, sleep quality, and coping styles to stress facing the COVID-19 in Wuhan, China. *Transl. Psychiatry* 10, 225.
- Fullana, M.A., Hidalgo-Mazzei, D., Vieta, E., Radua, J., 2020. Coping behaviors associated with decreased anxiety and depressive symptoms during the COVID-19 pandemic and lockdown. *J. Affect. Disord.* 275, 80-81.
- Fullana, M.A., Littarelli, S.A., 2021. COVID-19, anxiety, and anxiety-related disorders. *Eur. Neuropsychopharmacol.* 51, 87-89.
- Gambin, M., Sekowski, M., Wozniak-Prus, M., Wnuk, A., Oleksy, T., Cudo, A., Hansen, K., Huflejt-Lukasik, M., Kubicka, K., Lys, A.E., Gorgol, J., Holas, P., Kmita, G., Lojek, E., Maison, D., 2021. Generalized anxiety and depressive symptoms in various age groups during the COVID-19 lockdown in Poland. Specific predictors and differences in symptoms severity. *Compr. Psychiatry* 105, 152222.
- Garcia-Fernandez, L., Romero-Ferreiro, V., Padilla, S., David Lopez-Roldan, P., Monzo-Garcia, M., Rodriguez-Jimenez, R., 2021. Gender differences in emotional response to the COVID-19 outbreak in Spain. *Brain Behav.* 11, e01934.
- Garre-Olmo, J., Turro-Garriga, O., Marti-Lluch, R., Zacarias-Pons, L., Alves-Cabratosa, L., Serrano-Sarbossa, D., Vilalta-Franch, J., Ramos, R. Girona Healthy Region Study, G., 2021. Changes in lifestyle resulting from confinement due to COVID-19 and depressive symptomatology: a cross-sectional a population-based study. *Compr. Psychiatry* 104, 152214.
- Gonda, X., Tarazi, F.I., 2021. Well-being, resilience and post-traumatic growth in the era of Covid-19 pandemic. *Eur. Neuropsychopharmacol.* S0924-0977X(0921)00742-00742.
- Gu, F., Wu, Y., Hu, X., Guo, J., Yang, X., Zhao, X., 2021. The role of conspiracy theories in the spread of COVID-19 across the United States. *Int. J. Environ. Res. Public Health* 18.
- Gualano, M.R., Lo Moro, G., Voglino, G., Bert, F., Siliquini, R., 2020. Effects of COVID-19 lockdown on mental health and sleep disturbances in Italy. *Int. J. Environ. Res. Public Health* 17.
- He, L., Wei, D., Yang, F., Zhang, J., Cheng, W., Feng, J., Yang, W., Zhuang, K., Chen, Q., Ren, Z., Li, Y., Wang, X., Mao, Y., Chen, Z., Liao, M., Cui, H., Li, C., He, Q., Lei, X., Feng, T., Chen, H., Xie, P., Rolls, E.T., Su, L., Li, L., Qiu, J., 2021. Functional connectome prediction of anxiety related to the COVID-19 pandemic. *Am. J. Psychiatry* appiajp2020070979.
- Huang, Y., Zhao, N., 2020a. Chinese mental health burden during the COVID-19 pandemic. *Asian J. Psychiatr.* 51, 102052.
- Huang, Y., Zhao, N., 2020b. Mental health burden for the public affected by the COVID-19 outbreak in China: who will be the high-risk group? *Psychol. Health Med.* 1-12.
- Jolley, D., Douglas, K.M., 2014. The effects of anti-vaccine conspiracy theories on vaccination intentions. *PLoS ONE* 9, e89177.
- Jolley, D., Paterson, J.L., 2020. Pylons ablaze: examining the role of 5G COVID-19 conspiracy beliefs and support for violence. *Br. J. Soc. Psychol.* 59, 628-640.
- Jovancevic, A., Milicevic, N., 2020. Optimism-pessimism, conspiracy theories and general trust as factors contributing to COVID-19 related behavior - A cross-cultural study. *Pers. Individ. Dif.* 167, 110216.
- Knolle, F., Ronan, L., Murray, G.K., 2021. The impact of the COVID-19 pandemic on mental health in the general population: a comparison between Germany and the UK. *BMC Psychol.* 9, 60.
- Lazarevic, L.B., Puric, D., Teovanovic, P., Lukic, P., Zupan, Z., Knezevic, G., 2021. What drives us to be (ir)responsible for our health during the COVID-19 pandemic? The role of personality, thinking styles, and conspiracy mentality. *Pers. Individ. Dif.* 176, 110771.
- Lei, L., Huang, X., Zhang, S., Yang, J., Yang, L., Xu, M., 2020. Comparison of prevalence and associated factors of anxiety and depression among people affected by versus people unaffected by quarantine during the COVID-19 epidemic in Southwestern China. *Med. Sci. Monit.* 26, e924609.
- Leibovitz, T., Shablau, A.L., Rumas, R., Best, M.W., 2021. COVID-19 conspiracy beliefs: relations with anxiety, quality of life, and schemas. *Pers. Individ. Dif.* 175, 110704.
- Li, J., Yang, Z., Qiu, H., Wang, Y., Jian, L., Ji, J., Li, K., 2020. Anxiety and depression among general population in China at the peak of the COVID-19 epidemic. *World Psychiatry* 19, 249-250.
- Liu, Q., He, H., Yang, J., Feng, X., Zhao, F., Lyu, J., 2020. Changes in the global burden of depression from 1990 to 2017: findings from the Global Burden of Disease study. *J. Psychiatr. Res.* 126, 134-140.
- Lobitz, W.C., Post, R.D., 1979. Parameters of self-reinforcement and depression. *J. Abnorm. Psychol.* 88, 33-41.
- MacDonald, P.L., Gardner, R.C., 2016. Type I error rate comparisons of post hoc procedures for I j Chi-Square tables. *Educ. Psychol. Meas.* 60, 735-754.
- Marinthe, G., Brown, G., Delouee, S., Jolley, D., 2020. Looking out for myself: exploring the relationship between conspiracy mentality, perceived personal risk, and COVID-19 prevention measures. *Br. J. Health Psychol.* 25, 957-980.
- Moccia, L., Janiri, D., Pepe, M., Dattoli, L., Molinaro, M., De Martin, V., Chieffo, D., Janiri, L., Fiorillo, A., Sani, G., Di, Nicola, M., 2020. Affective temperament, attachment style, and the psychological impact of the COVID-19 outbreak: an early report on the Italian general population. *Brain Behav. Immun.* 87, 75-79.
- Mortier, P., Vilagut, G., Ferrer, M., Serra, C., Molina, J.D., Lopez-Fresnena, N., Puig, T., Pelayo-Teran, J.M., Pijoan, J.I., Emparanza, J.I., Espuga, M., Plana, N., Gonzalez-Pinto, A., Orti-Lucas, R.M., de Salazar, A.M., Rius, C., Aragones, E., Del Cura-Gonzalez, I., Aragon-Pena, A., Campos, M., Parellada, M., Perez-Zapata, A., Forjaz, M.J., Sanz, F., Haro, J.M., Vieta, E., Perez-Sola, V., Kessler, R.C., Bruffaerts, R., Alonso, J., Group, M.W., 2021. Thirty-day suicidal thoughts and behaviors among hospital workers during the first wave of the Spain COVID-19 outbreak. *Depress Anxiety* 38, 528-544.
- Nelson, R.E., Craighead, W.E., 1977. Selective recall of positive and negative feedback, self-control behaviors, and depression. *J. Abnorm. Psychol.* 86, 379-388.
- Oliver, J.E., Wood, T., 2014. Medical conspiracy theories and health behaviors in the United States. *JAMA Intern. Med.* 174, 817-818.

- Ozdin, S., Bayrak Ozdin, S., 2020a. Levels and predictors of anxiety, depression and health anxiety during COVID-19 pandemic in Turkish society: the importance of gender. *Int. J. Soc. Psychiatry*, 20764020927051.
- Ozdin, S., Bayrak Ozdin, S., 2020b. Levels and predictors of anxiety, depression and health anxiety during COVID-19 pandemic in Turkish society: the importance of gender. *Int. J. Soc. Psychiatry* 66, 504-511.
- Petzold, M.B., Bendau, A., Plag, J., Pyrkosch, L., Mascarell Maricic, L., Betzler, F., Rogoll, J., Grosse, J., Strohle, A., 2020. Risk, resilience, psychological distress, and anxiety at the beginning of the COVID-19 pandemic in Germany. *Brain Behav.* e01745.
- Pompili, M., 2021. Can we expect a rise in suicide rates after the Covid-19 pandemic outbreak? *Eur. Neuropsychopharmacol.* 52, 1-2.
- Prati, G., 2021. Mental health and its psychosocial predictors during national quarantine in Italy against the coronavirus disease 2019 (COVID-19). *Anxiety Stress Coping* 34, 145-156.
- Racine, N., Hetherington, E., McArthur, B.A., McDonald, S., Edwards, S., Tough, S., Madigan, S., 2021. Maternal depressive and anxiety symptoms before and during the COVID-19 pandemic in Canada: a longitudinal analysis. *Lancet Psychiatry* 8, 405-415.
- Recchi, E., Ferragina, E., Helmeid, E., Pauly, S., Safi, M., Sauger, N., Schradie, J., 2020. The "Eye of the Hurricane" paradox: an unexpected and unequal rise of well-being during the COVID-19 lockdown in France. *Res. Soc. Stratif Mobil.* 68, 100508.
- Ren, X., Huang, W., Pan, H., Huang, T., Wang, X., Ma, Y., 2020. Mental health during the COVID-19 outbreak in China: a meta-analysis. *Psychiatr Q* 1-13.
- Robillard, R., Daros, A.R., Phillips, J.L., Porteous, M., Saad, M., Pennestri, M.H., Kendzerska, T., Edwards, J.D., Solomonova, E., Bhatla, R., Godbout, R., Kaminsky, Z., Boaf, A., Quilty, L.C., 2021. Emerging new psychiatric symptoms and the worsening of pre-existing mental disorders during the COVID-19 pandemic: a Canadian multisite study: nouveaux symptomes psychiatriques émergents et détérioration des troubles mentaux préexistants durant la pandémie de la COVID-19: une étude canadienne multisite. *Can. J. Psychiatry*, 706743720986786.
- Romer, D., Jamieson, K.H., 2020. Conspiracy theories as barriers to controlling the spread of COVID-19 in the U.S. *Soc. Sci. Med.* 263, 113356.
- Rossi, R., Jannini, T.B., Socci, V., Pacitti, F., Lorenzo, G.D., 2021. Stressful life events and resilience during the COVID-19 lockdown measures in Italy: association with mental health outcomes and age. *Front Psychiatry* 12, 635832.
- Saladino, V., Algeri, D., Auriemma, V., 2020. The psychological and social impact of COVID-19. *New Perspect. Well-Being* 11.
- Salali, G.D., Uysal, M.S., 2020. COVID-19 vaccine hesitancy is associated with beliefs on the origin of the novel coronavirus in the UK and Turkey. *Psychol. Med.* 1-3.
- Salari, N., Hosseini-Far, A., Jalali, R., Vaisi-Raygani, A., Rasoulpoor, S., Mohammadi, M., Rasoulpoor, S., Khaledi-Paveh, B., 2020. Prevalence of stress, anxiety, depression among the general population during the COVID-19 pandemic: a systematic review and meta-analysis. *Global Health* 16, 57.
- Sallam, M., Dababseh, D., Yaseen, A., Al-Haidar, A., Taim, D., Eid, H., Ababneh, N.A., Bakri, F.G., Mahafzah, A., 2020. COVID-19 misinformation: mere harmless delusions or much more? A knowledge and attitude cross-sectional study among the general public residing in Jordan. *PLoS ONE* 15, e0243264.
- Sani, G., Janiri, D., Di Nicola, M., Janiri, L., Ferretti, S., Chieffo, D., 2020. Mental health during and after the COVID-19 emergency in Italy. *Psychiatry Clin. Neurosci.* 74, 372.
- Shevlin, M., Butter, S., McBride, O., Murphy, J., Gibson-Miller, J., Hartman, T.K., Levita, L., Mason, L., Martinez, A.P., McKay, R., Stocks, T.V.A., Bennett, K., Hyland, P., Bentall, R.P., 2021. Refuting the myth of a 'tsunami' of mental ill-health in populations affected by COVID-19: evidence that response to the pandemic is heterogeneous, not homogeneous. *Psychol. Med.* 1-9.
- Shi, L., Lu, Z.A., Que, J.Y., Huang, X.L., Liu, L., Ran, M.S., Gong, Y.M., Yuan, K., Yan, W., Sun, Y.K., Shi, J., Bao, Y.P., Lu, L., 2020. Prevalence of and risk factors associated with mental health symptoms among the general population in China during the coronavirus disease 2019 pandemic. *JAMA Network Open* 3, e2014053 -e2014053.
- Solomou, I., Constantinidou, F., 2020. Prevalence and predictors of anxiety and depression symptoms during the COVID-19 pandemic and compliance with precautionary measures: age and sex matter. *Int. J. Environ. Res. Public Health* 17.
- Soveri, A., Karlsson, L.C., Antfolk, J., Lindfelt, M., Lewandowsky, S., 2021. Unwillingness to engage in behaviors that protect against COVID-19: the role of conspiracy beliefs, trust, and endorsement of complementary and alternative medicine. *BMC Public Health* 21, 684.
- Spielberger, C.D., 2005. *State-Trait Anxiety Inventory For Adults*. Mind Garden, Redwood City California.
- Taquet, M., Geddes, J.R., Husain, M., Luciano, S., Harrison, P.J., 2021. 6-month neurological and psychiatric outcomes in 236 379 survivors of COVID-19: a retrospective cohort study using electronic health records. *Lancet Psychiatry* 8, 416-427.
- Teovanovic, P., Lukic, P., Zupan, Z., Lazic, A., Ninkovic, M., Zezelj, I., 2020. Irrational beliefs differentially predict adherence to guidelines and pseudoscientific practices during the COVID-19 pandemic. *Appl. Cogn. Psychol.*
- Tomljenovic, H., Bubic, A., Erceg, N., 2020. It just doesn't feel right - the relevance of emotions and intuition for parental vaccine conspiracy beliefs and vaccination uptake. *Psychol. Health* 35, 538-554.
- Uscinski, J., Enders, A., Klofstad, C., Seelig, M., Funchion, J., Everett, C., Wuchty, S., Premaratne, K., Murthi, M., 2020. Why do people believe COVID-19 conspiracy theories? *The Harvard Kennedy School Misinformation Review* 1.
- van der Velden, P.G., Contino, C., Das, M., van Loon, P., Bosmans, M.W.G., 2020. Anxiety and depression symptoms, and lack of emotional support among the general population before and during the COVID-19 pandemic. A prospective national study on prevalence and risk factors. *J. Affect. Disord.* 277, 540-548.
- Verma, S., Mishra, A., 2020. Depression, anxiety, and stress and socio-demographic correlates among general Indian public during COVID-19. *Int. J. Soc. Psychiatry* 66, 756-762.
- Vinkers, C.H., van Amelsvoort, T., Bisson, J.I., Branchi, I., Cryan, J.F., Domschke, K., Howes, O.D., Manchia, M., Pinto, L., de Quervain, D., Schmidt, M.V., van der Wee, N.J.A., 2020. Stress resilience during the coronavirus pandemic. *Eur. Neuropsychopharmacol.* 35, 12-16.
- Wang, C., Pan, R., Wan, X., Tan, Y., Xu, L., Ho, C.S., Ho, R.C., 2020a. Immediate psychological responses and associated factors during the initial stage of the 2019 coronavirus disease (COVID-19) epidemic among the general population in China. *Int. J. Environ. Res. Public Health* 17.
- Wang, C., Pan, R., Wan, X., Tan, Y., Xu, L., McIntyre, R.S., Choo, F.N., Tran, B., Ho, R., Sharma, V.K., Ho, C., 2020b. A longitudinal study on the mental health of general population during the COVID-19 epidemic in China. *Brain Behav. Immun.* 87, 40-48.
- Wong, S.Y.S., Zhang, D., Sit, R.W.S., Yip, B.H.K., Chung, R.Y., Wong, C.K.M., Chan, D.C.C., Sun, W., Kwok, K.O., Mercer, S.W., 2020. Impact of COVID-19 on loneliness, mental health, and health service utilisation: a prospective cohort study of older adults with multimorbidity in primary care. *Br. J. Gen. Pract.* 70, e817-e824.